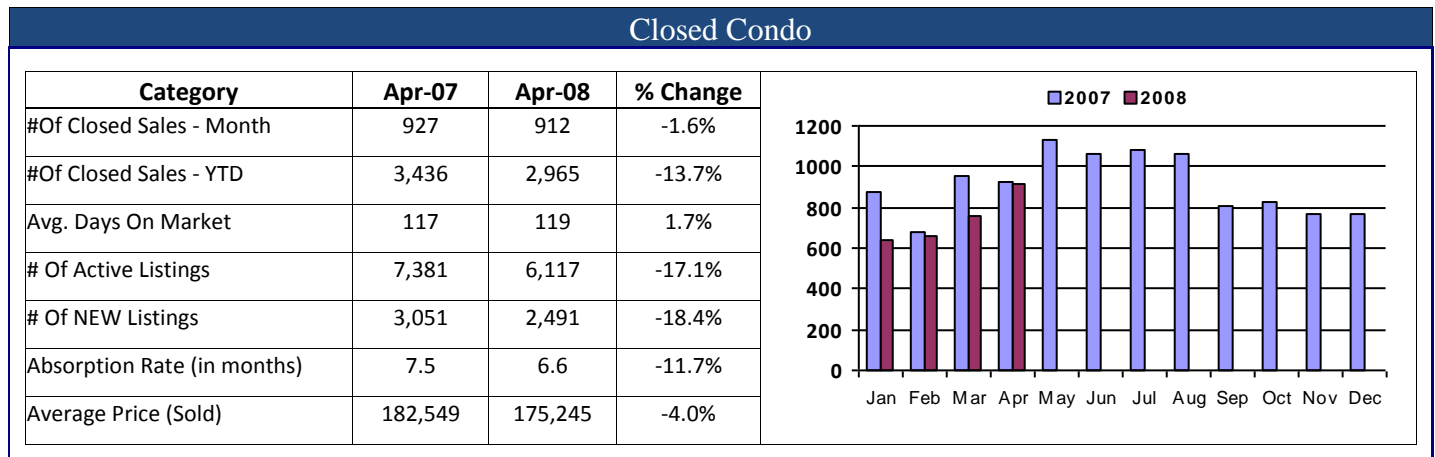
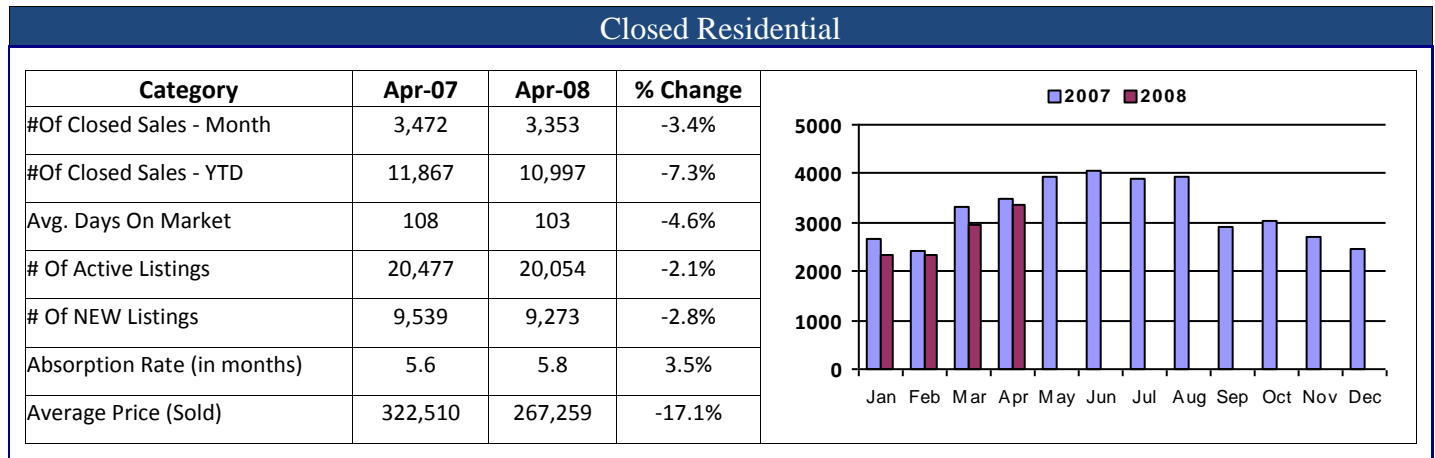


April 2008 - Real Estate Market Statistics



Total MLS Area - ALL



Joe Hubert
Manager/Sales

Land Title Guarantee Company
5690 DTC Blvd.
Suite 650E
Englewood, CO 80111

Office : 720-529-1616
Email: jhubert@ltgc.com

Based on information from Metrolist, Inc. for the period Jan 2002 through present. Note: This representation is based in whole or in part on data supplied by Metrolist, Inc. Metrolist, Inc. does not guarantee nor is in any way responsible for its accuracy. Data maintained by metrolist, Inc. may not reflect all real estate activity in the market.

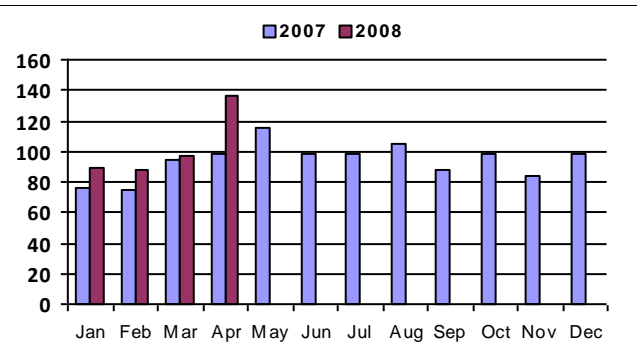
April 2008 - Real Estate Market Statistics



Aurora North - AUN

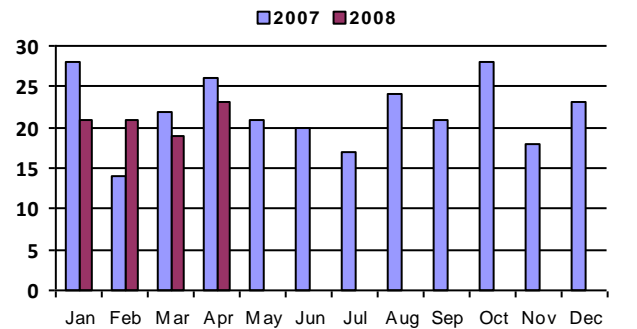
Closed Residential

| Category | Apr-07 | Apr-08 | % Change |
|-----------------------------|---------|--------|----------|
| #Of Closed Sales - Month | 98 | 136 | 38.8% |
| #Of Closed Sales - YTD | 344 | 410 | 19.2% |
| Avg. Days On Market | 145 | 96 | -33.8% |
| # Of Active Listings | 676 | 504 | -25.4% |
| # Of NEW Listings | 253 | 216 | -14.6% |
| Absorption Rate (in months) | 6.9 | 4.1 | -40.9% |
| Average Price (Sold) | 123,176 | 94,926 | -22.9% |



Closed Condo

| Category | Apr-07 | Apr-08 | % Change |
|-----------------------------|--------|--------|----------|
| #Of Closed Sales - Month | 26 | 23 | -11.5% |
| #Of Closed Sales - YTD | 90 | 84 | -6.7% |
| Avg. Days On Market | 134 | 148 | 10.4% |
| # Of Active Listings | 180 | 100 | -44.4% |
| # Of NEW Listings | 59 | 31 | -47.5% |
| Absorption Rate (in months) | 6.8 | 4.9 | -28.1% |
| Average Price (Sold) | 82,913 | 63,032 | -24.0% |



Joe Hubert
Manager/Sales

Land Title Guarantee Company
5690 DTC Blvd.
Suite 650E
Englewood, CO 80111

Office : 720-529-1616
Email: jhubert@ltgc.com

Based on information from Metrolist, Inc. for the period Jan 2002 through present. Note: This representation is based in whole or in part on data supplied by Metrolist, Inc. Metrolist, Inc. does not guarantee nor is in any way responsible for its accuracy. Data maintained by metrolist, Inc. may not reflect all real estate activity in the market.

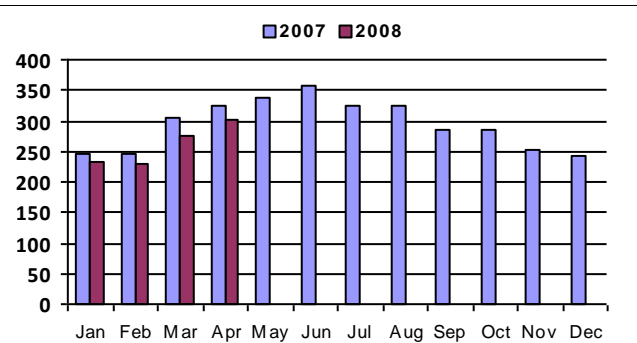
April 2008 - Real Estate Market Statistics



Aurora South - AUS

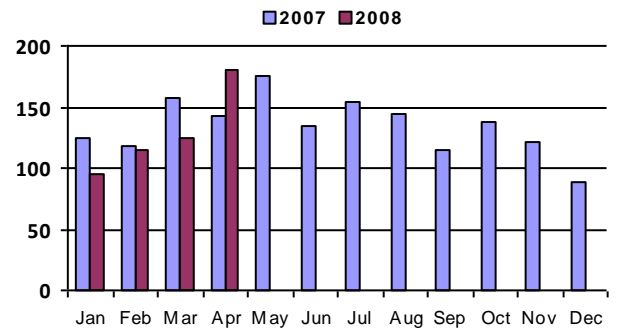
Closed Residential

| Category | Apr-07 | Apr-08 | % Change |
|-----------------------------|---------|---------|----------|
| #Of Closed Sales - Month | 325 | 302 | -7.1% |
| #Of Closed Sales - YTD | 1,119 | 1,040 | -7.1% |
| Avg. Days On Market | 93 | 98 | 5.4% |
| # Of Active Listings | 1,651 | 1,393 | -15.6% |
| # Of NEW Listings | 875 | 661 | -24.5% |
| Absorption Rate (in months) | 4.8 | 4.8 | -1.7% |
| Average Price (Sold) | 224,008 | 185,815 | -17.0% |



Closed Condo

| Category | Apr-07 | Apr-08 | % Change |
|-----------------------------|---------|--------|----------|
| #Of Closed Sales - Month | 142 | 180 | 26.8% |
| #Of Closed Sales - YTD | 542 | 514 | -5.2% |
| Avg. Days On Market | 121 | 118 | -2.5% |
| # Of Active Listings | 1,036 | 694 | -33.0% |
| # Of NEW Listings | 381 | 293 | -23.1% |
| Absorption Rate (in months) | 7.4 | 3.9 | -46.8% |
| Average Price (Sold) | 113,455 | 98,601 | -13.1% |



Joe Hubert
Manager/Sales

Land Title Guarantee Company
5690 DTC Blvd.
Suite 650E
Englewood, CO 80111

Office : 720-529-1616
Email: jhubert@ltgc.com

Based on information from Metrolist, Inc. for the period Jan 2002 through present. Note: This representation is based in whole or in part on data supplied by Metrolist, Inc. Metrolist, Inc. does not guarantee nor is in any way responsible for its accuracy. Data maintained by metrolist, Inc. may not reflect all real estate activity in the market.

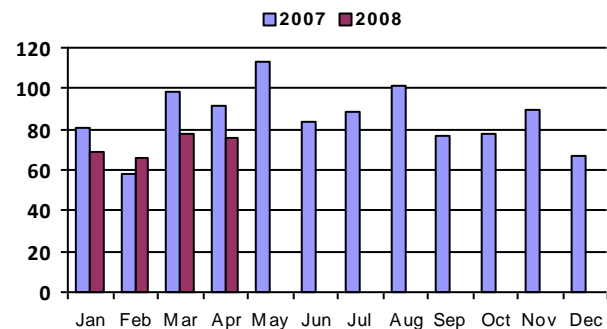
April 2008 - Real Estate Market Statistics



Brighton, Fort Lupton - BFL

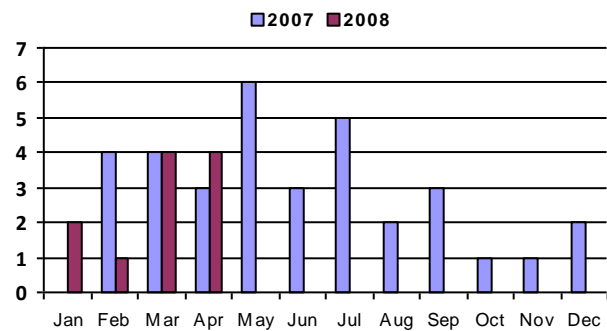
Closed Residential

| Category | Apr-07 | Apr-08 | % Change |
|-----------------------------|---------|---------|----------|
| #Of Closed Sales - Month | 91 | 76 | -16.5% |
| #Of Closed Sales - YTD | 328 | 289 | -11.9% |
| Avg. Days On Market | 132 | 113 | -14.4% |
| # Of Active Listings | 721 | 617 | -14.4% |
| # Of NEW Listings | 238 | 198 | -16.8% |
| Absorption Rate (in months) | 7.6 | 8.4 | 9.4% |
| Average Price (Sold) | 219,899 | 174,808 | -20.5% |



Closed Condo

| Category | Apr-07 | Apr-08 | % Change |
|-----------------------------|---------|---------|----------|
| #Of Closed Sales - Month | 3 | 4 | 33.3% |
| #Of Closed Sales - YTD | 11 | 11 | 0.0% |
| Avg. Days On Market | 162 | 186 | 14.8% |
| # Of Active Listings | 39 | 24 | -38.5% |
| # Of NEW Listings | 20 | 6 | -70.0% |
| Absorption Rate (in months) | 9.3 | 7. | -25.0% |
| Average Price (Sold) | 140,658 | 116,000 | -17.5% |



Joe Hubert
Manager/Sales

Land Title Guarantee Company
5690 DTC Blvd.
Suite 650E
Englewood, CO 80111

Office : 720-529-1616
Email: jhubert@ltgc.com

Based on information from Metrolist, Inc. for the period Jan 2002 through present. Note: This representation is based in whole or in part on data supplied by Metrolist, Inc. Metrolist, Inc. does not guarantee nor is in any way responsible for its accuracy. Data maintained by metrolist, Inc. may not reflect all real estate activity in the market.

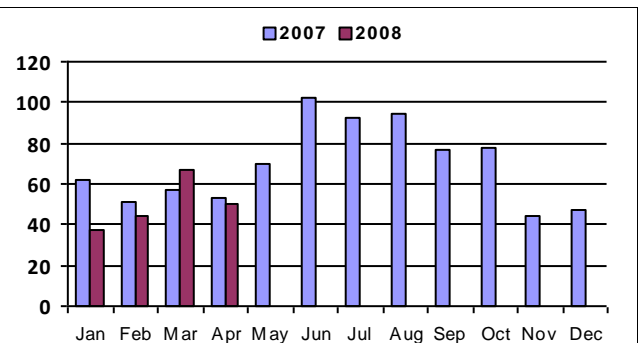
April 2008 - Real Estate Market Statistics



Broomfield - BRM

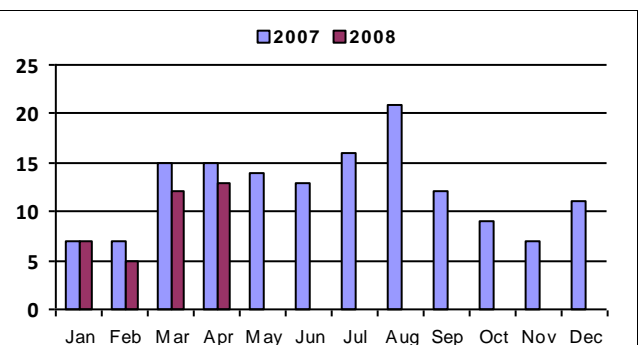
Closed Residential

| Category | Apr-07 | Apr-08 | % Change |
|-----------------------------|---------|---------|----------|
| #Of Closed Sales - Month | 53 | 50 | -5.7% |
| #Of Closed Sales - YTD | 223 | 198 | -11.2% |
| Avg. Days On Market | 110 | 103 | -6.4% |
| # Of Active Listings | 427 | 361 | -15.5% |
| # Of NEW Listings | 203 | 176 | -13.3% |
| Absorption Rate (in months) | 7.6 | 6.4 | -15.9% |
| Average Price (Sold) | 384,084 | 334,010 | -13.0% |



Closed Condo

| Category | Apr-07 | Apr-08 | % Change |
|-----------------------------|---------|---------|----------|
| #Of Closed Sales - Month | 15 | 13 | -13.3% |
| #Of Closed Sales - YTD | 44 | 37 | -15.9% |
| Avg. Days On Market | 170 | 160 | -5.9% |
| # Of Active Listings | 108 | 82 | -24.1% |
| # Of NEW Listings | 24 | 22 | -8.3% |
| Absorption Rate (in months) | 7. | 7. | 0.0% |
| Average Price (Sold) | 241,159 | 221,188 | -8.3% |



Joe Hubert
Manager/Sales

Land Title Guarantee Company
5690 DTC Blvd.
Suite 650E
Englewood, CO 80111

Office : 720-529-1616
Email: jhubert@ltgc.com

Based on information from Metrolist, Inc. for the period Jan 2002 through present. Note: This representation is based in whole or in part on data supplied by Metrolist, Inc. Metrolist, Inc. does not guarantee nor is in any way responsible for its accuracy. Data maintained by metrolist, Inc. may not reflect all real estate activity in the market.

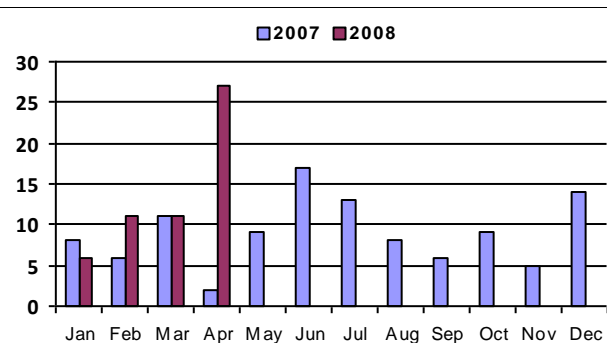
April 2008 - Real Estate Market Statistics



Colorado Springs - CSP

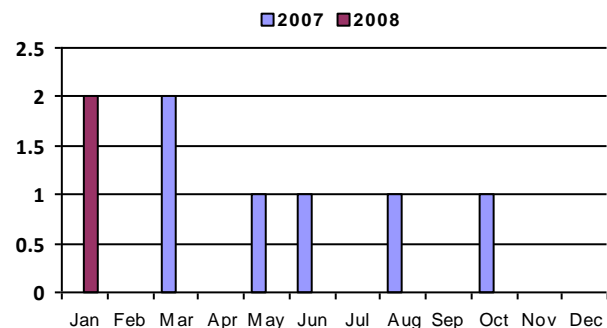
Closed Residential

| Category | Apr-07 | Apr-08 | % Change |
|-----------------------------|---------|---------|----------|
| #Of Closed Sales - Month | 2 | 27 | 1250.0% |
| #Of Closed Sales - YTD | 27 | 55 | 103.7% |
| Avg. Days On Market | 109 | 103 | -5.5% |
| # Of Active Listings | 130 | 180 | 38.5% |
| # Of NEW Listings | 31 | 43 | 38.7% |
| Absorption Rate (in months) | 59. | 6.8 | -88.5% |
| Average Price (Sold) | 220,500 | 248,487 | 12.7% |



Closed Condo

| Category | Apr-07 | Apr-08 | % Change |
|-----------------------------|--------|--------|----------|
| #Of Closed Sales - Month | | | #Num! |
| #Of Closed Sales - YTD | 2 | 2 | 0.0% |
| Avg. Days On Market | | | #Num! |
| # Of Active Listings | 9 | 15 | 66.7% |
| # Of NEW Listings | 1 | 6 | 500.0% |
| Absorption Rate (in months) | . | . | #Num! |
| Average Price (Sold) | | | #Num! |



Joe Hubert
Manager/Sales

Land Title Guarantee Company
5690 DTC Blvd.
Suite 650E
Englewood, CO 80111

Office : 720-529-1616
Email: jhubert@ltgc.com

Based on information from Metrolist, Inc. for the period Jan 2002 through present. Note: This representation is based in whole or in part on data supplied by Metrolist, Inc. Metrolist, Inc. does not guarantee nor is in any way responsible for its accuracy. Data maintained by metrolist, Inc. may not reflect all real estate activity in the market.

April 2008 - Real Estate Market Statistics

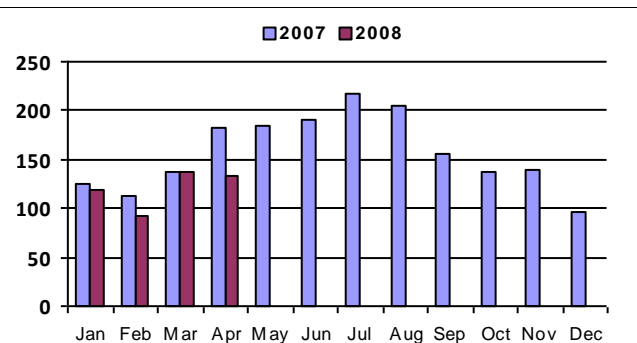


Douglas County West - DCW

Includes - Castle Rock, Larkspur, Sedalia, Palmer Lake, part of Littleton

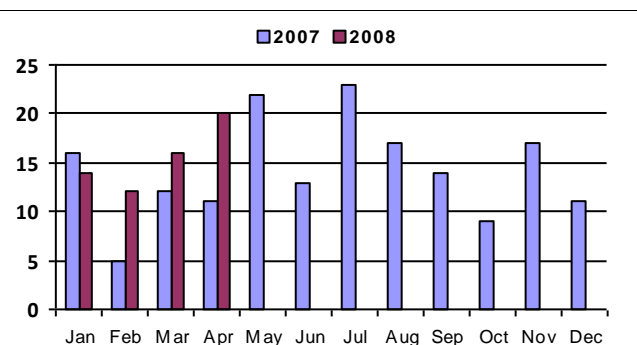
Closed Residential

| Category | Apr-07 | Apr-08 | % Change |
|-----------------------------|---------|---------|----------|
| #Of Closed Sales - Month | 182 | 133 | -26.9% |
| #Of Closed Sales - YTD | 557 | 480 | -13.8% |
| Avg. Days On Market | 122 | 115 | -5.7% |
| # Of Active Listings | 1,357 | 1,499 | 10.5% |
| # Of NEW Listings | 559 | 600 | 7.3% |
| Absorption Rate (in months) | 7. | 10.4 | 48.3% |
| Average Price (Sold) | 523,111 | 457,508 | -12.5% |



Closed Condo

| Category | Apr-07 | Apr-08 | % Change |
|-----------------------------|---------|---------|----------|
| #Of Closed Sales - Month | 11 | 20 | 81.8% |
| #Of Closed Sales - YTD | 44 | 62 | 40.9% |
| Avg. Days On Market | 174 | 97 | -44.3% |
| # Of Active Listings | 149 | 130 | -12.8% |
| # Of NEW Listings | 54 | 53 | -1.9% |
| Absorption Rate (in months) | 11.7 | 5.8 | -50.5% |
| Average Price (Sold) | 208,183 | 211,376 | 1.5% |



Joe Hubert
Manager/Sales

Land Title Guarantee Company
5690 DTC Blvd.
Suite 650E
Englewood, CO 80111

Office : 720-529-1616
Email: jhubert@ltgc.com

Based on information from Metrolist, Inc. for the period Jan 2002 through present. Note: This representation is based in whole or in part on data supplied by Metrolist, Inc. Metrolist, Inc. does not guarantee nor is in any way responsible for its accuracy. Data maintained by metrolist, Inc. may not reflect all real estate activity in the market.

April 2008 - Real Estate Market Statistics

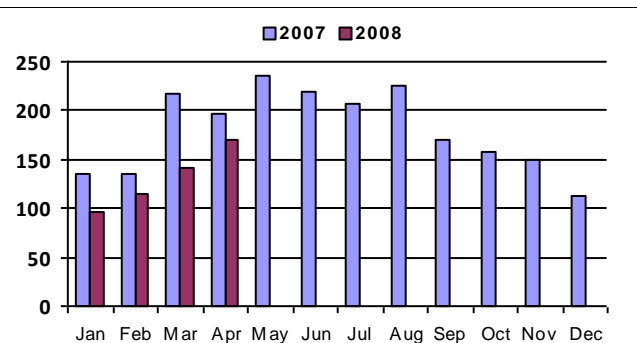


Douglas Elbert Parker - DEP

Includes - Parker, Elizabeth, Franktown, Kiowa, Elbert, Deer Trail, Simla

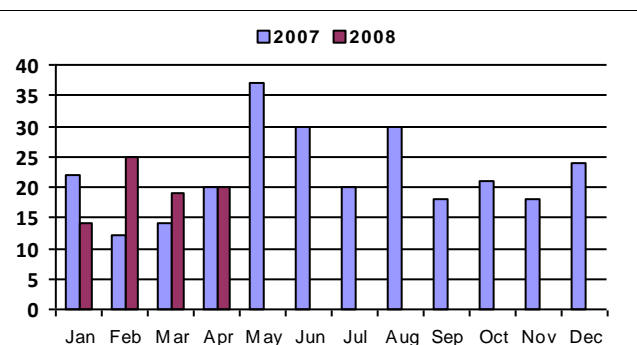
Closed Residential

| Category | Apr-07 | Apr-08 | % Change |
|-----------------------------|---------|---------|----------|
| #Of Closed Sales - Month | 196 | 170 | -13.3% |
| #Of Closed Sales - YTD | 684 | 521 | -23.8% |
| Avg. Days On Market | 114 | 107 | -6.1% |
| # Of Active Listings | 1,220 | 1,281 | 5.0% |
| # Of NEW Listings | 545 | 535 | -1.8% |
| Absorption Rate (in months) | 5.9 | 7.1 | 21.3% |
| Average Price (Sold) | 357,118 | 332,216 | -7.0% |



Closed Condo

| Category | Apr-07 | Apr-08 | % Change |
|-----------------------------|---------|---------|----------|
| #Of Closed Sales - Month | 20 | 20 | 0.0% |
| #Of Closed Sales - YTD | 68 | 78 | 14.7% |
| Avg. Days On Market | 125 | 108 | -13.6% |
| # Of Active Listings | 176 | 134 | -23.9% |
| # Of NEW Listings | 78 | 65 | -16.7% |
| Absorption Rate (in months) | 8.2 | 6.4 | -22.1% |
| Average Price (Sold) | 164,018 | 166,668 | 1.6% |



Joe Hubert
Manager/Sales

Land Title Guarantee Company
5690 DTC Blvd.
Suite 650E
Englewood, CO 80111

Office : 720-529-1616
Email: jhubert@ltgc.com

Based on information from Metrolist, Inc. for the period Jan 2002 through present. Note: This representation is based in whole or in part on data supplied by Metrolist, Inc. Metrolist, Inc. does not guarantee nor is in any way responsible for its accuracy. Data maintained by metrolist, Inc. may not reflect all real estate activity in the market.

April 2008 - Real Estate Market Statistics

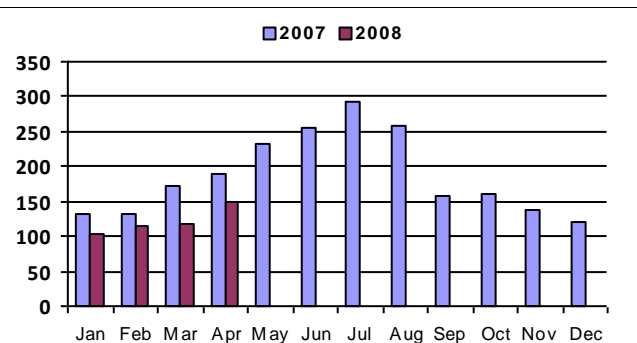


Douglas Highlands Ranch Lone Tree - DHL

Includes - Highlands Ranch, Lone Tree

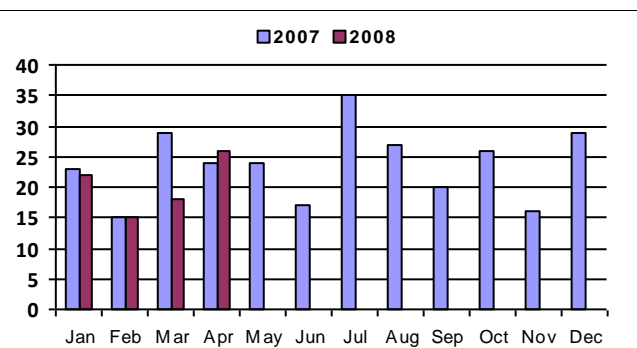
Closed Residential

| Category | Apr-07 | Apr-08 | % Change |
|-----------------------------|---------|---------|----------|
| #Of Closed Sales - Month | 188 | 150 | -20.2% |
| #Of Closed Sales - YTD | 622 | 487 | -21.7% |
| Avg. Days On Market | 64 | 71 | 10.9% |
| # Of Active Listings | 624 | 697 | 11.7% |
| # Of NEW Listings | 462 | 491 | 6.3% |
| Absorption Rate (in months) | 3.1 | 4.2 | 37.5% |
| Average Price (Sold) | 347,269 | 345,812 | -0.4% |



Closed Condo

| Category | Apr-07 | Apr-08 | % Change |
|-----------------------------|---------|---------|----------|
| #Of Closed Sales - Month | 24 | 26 | 8.3% |
| #Of Closed Sales - YTD | 91 | 81 | -11.0% |
| Avg. Days On Market | 59 | 100 | 69.5% |
| # Of Active Listings | 132 | 154 | 16.7% |
| # Of NEW Listings | 67 | 65 | -3.0% |
| Absorption Rate (in months) | 5.1 | 6. | 17.3% |
| Average Price (Sold) | 258,256 | 215,667 | -16.5% |



Joe Hubert
Manager/Sales

Land Title Guarantee Company
5690 DTC Blvd.
Suite 650E
Englewood, CO 80111

Office : 720-529-1616
Email: jhubert@ltgc.com

Based on information from Metrolist, Inc. for the period Jan 2002 through present. Note: This representation is based in whole or in part on data supplied by Metrolist, Inc. Metrolist, Inc. does not guarantee nor is in any way responsible for its accuracy. Data maintained by metrolist, Inc. may not reflect all real estate activity in the market.

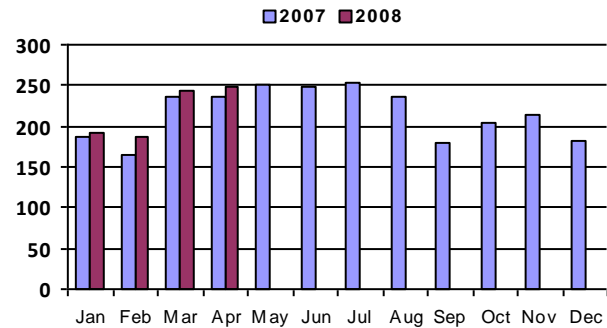
April 2008 - Real Estate Market Statistics



Denver Northeast - DNE

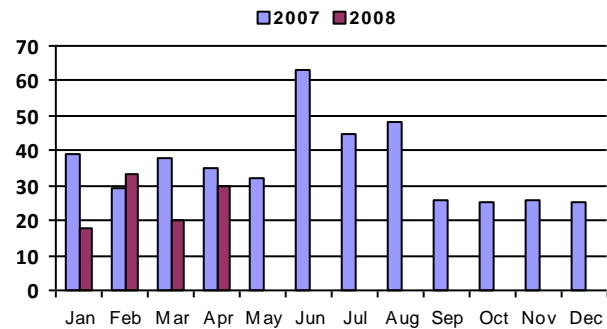
Closed Residential

| Category | Apr-07 | Apr-08 | % Change |
|-----------------------------|---------|---------|----------|
| #Of Closed Sales - Month | 236 | 248 | 5.1% |
| #Of Closed Sales - YTD | 826 | 872 | 5.6% |
| Avg. Days On Market | 112 | 86 | -23.2% |
| # Of Active Listings | 1,383 | 1,419 | 2.6% |
| # Of NEW Listings | 624 | 724 | 16.0% |
| Absorption Rate (in months) | 5.8 | 5.6 | -2.4% |
| Average Price (Sold) | 250,144 | 192,965 | -22.9% |



Closed Condo

| Category | Apr-07 | Apr-08 | % Change |
|-----------------------------|---------|---------|----------|
| #Of Closed Sales - Month | 35 | 30 | -14.3% |
| #Of Closed Sales - YTD | 141 | 101 | -28.4% |
| Avg. Days On Market | 103 | 103 | 0.0% |
| # Of Active Listings | 394 | 397 | 0.8% |
| # Of NEW Listings | 155 | 136 | -12.3% |
| Absorption Rate (in months) | 10.5 | 13.2 | 26.5% |
| Average Price (Sold) | 231,984 | 300,147 | 29.4% |



Joe Hubert
Manager/Sales

Land Title Guarantee Company
5690 DTC Blvd.
Suite 650E
Englewood, CO 80111

Office : 720-529-1616
Email: jhubert@ltgc.com

Based on information from Metrolist, Inc. for the period Jan 2002 through present. Note: This representation is based in whole or in part on data supplied by Metrolist, Inc. Metrolist, Inc. does not guarantee nor is in any way responsible for its accuracy. Data maintained by metrolist, Inc. may not reflect all real estate activity in the market.

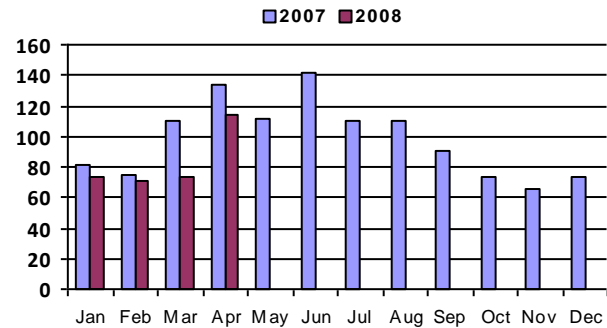
April 2008 - Real Estate Market Statistics



Denver Northwest - DNW

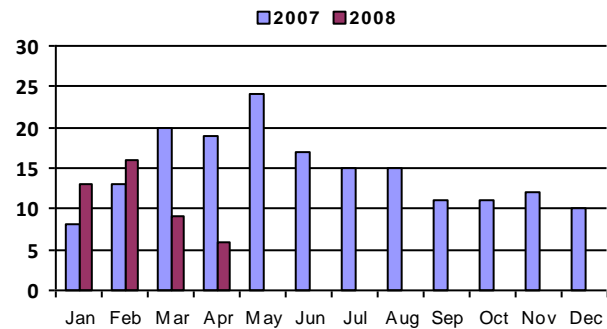
Closed Residential

| Category | Apr-07 | Apr-08 | % Change |
|-----------------------------|---------|---------|----------|
| #Of Closed Sales - Month | 134 | 114 | -14.9% |
| #Of Closed Sales - YTD | 400 | 332 | -17.0% |
| Avg. Days On Market | 90 | 91 | 1.1% |
| # Of Active Listings | 459 | 455 | -0.9% |
| # Of NEW Listings | 302 | 271 | -10.3% |
| Absorption Rate (in months) | 3.1 | 4.1 | 32.3% |
| Average Price (Sold) | 249,847 | 245,650 | -1.7% |



Closed Condo

| Category | Apr-07 | Apr-08 | % Change |
|-----------------------------|---------|---------|----------|
| #Of Closed Sales - Month | 19 | 6 | -68.4% |
| #Of Closed Sales - YTD | 60 | 44 | -26.7% |
| Avg. Days On Market | 162 | 70 | -56.8% |
| # Of Active Listings | 163 | 156 | -4.3% |
| # Of NEW Listings | 81 | 63 | -22.2% |
| Absorption Rate (in months) | 7.5 | 24.7 | 230.0% |
| Average Price (Sold) | 252,400 | 306,667 | 21.5% |



Joe Hubert
Manager/Sales

Land Title Guarantee Company
5690 DTC Blvd.
Suite 650E
Englewood, CO 80111

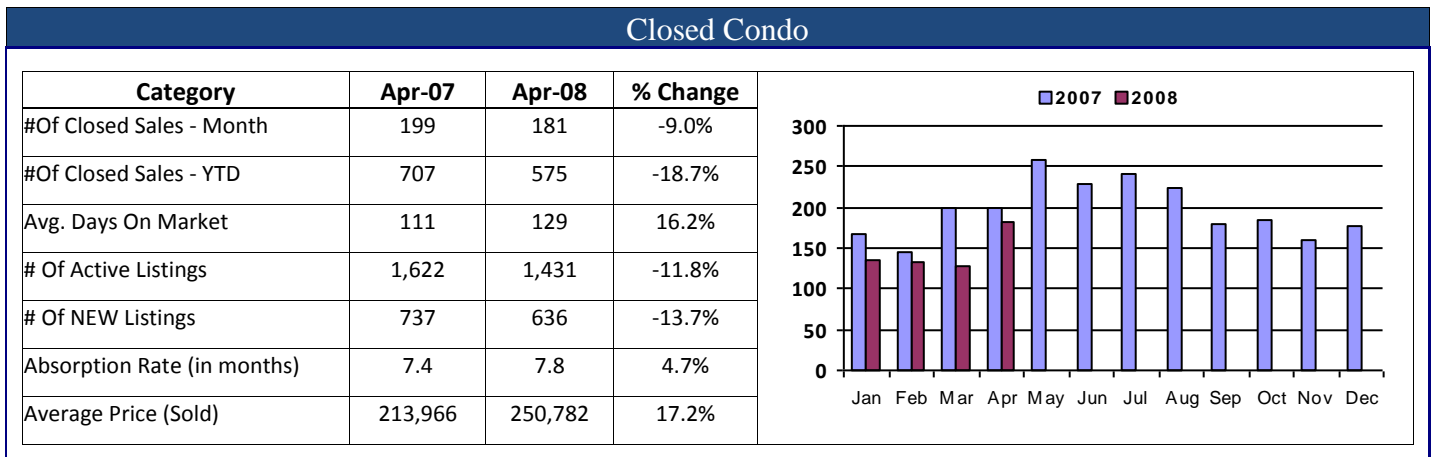
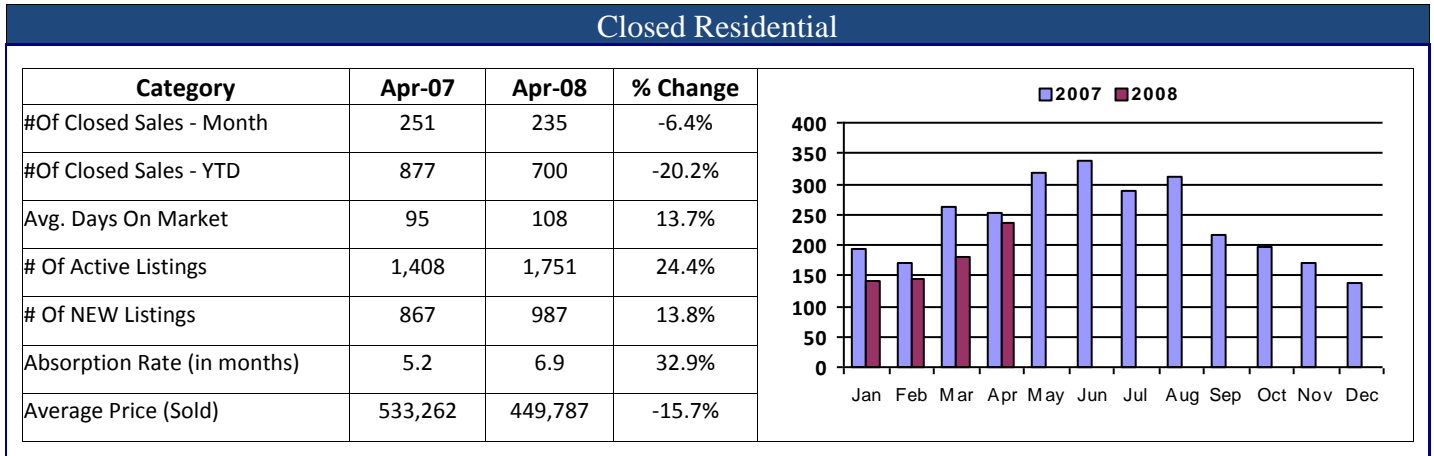
Office : 720-529-1616
Email: jhubert@ltgc.com

Based on information from Metrolist, Inc. for the period Jan 2002 through present. Note: This representation is based in whole or in part on data supplied by Metrolist, Inc. Metrolist, Inc. does not guarantee nor is in any way responsible for its accuracy. Data maintained by metrolist, Inc. may not reflect all real estate activity in the market.

April 2008 - Real Estate Market Statistics



Denver Southeast - DSE



Joe Hubert
Manager/Sales

Land Title Guarantee Company
5690 DTC Blvd.
Suite 650E
Englewood, CO 80111

Office : 720-529-1616
Email: jhubert@ltgc.com

Based on information from Metrolist, Inc. for the period Jan 2002 through present. Note: This representation is based in whole or in part on data supplied by Metrolist, Inc. Metrolist, Inc. does not guarantee nor is in any way responsible for its accuracy. Data maintained by metrolist, Inc. may not reflect all real estate activity in the market.

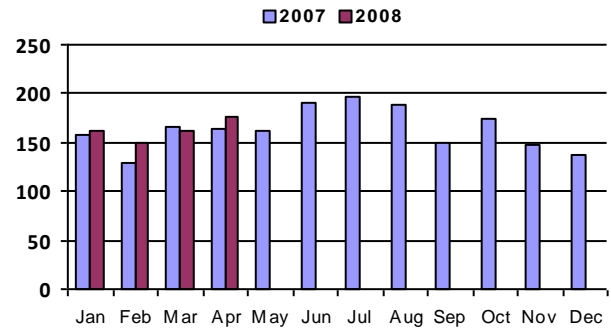
April 2008 - Real Estate Market Statistics



Denver Southwest - DSW

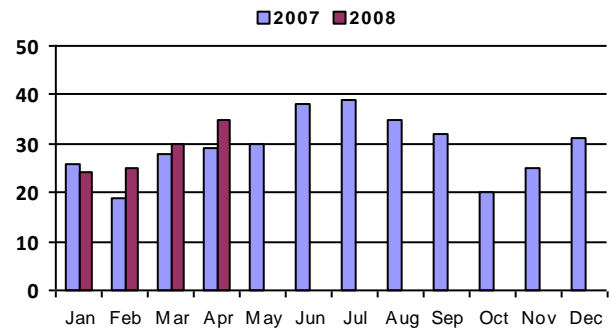
Closed Residential

| Category | Apr-07 | Apr-08 | % Change |
|-----------------------------|---------|---------|----------|
| #Of Closed Sales - Month | 163 | 177 | 8.6% |
| #Of Closed Sales - YTD | 615 | 651 | 5.9% |
| Avg. Days On Market | 103 | 111 | 7.8% |
| # Of Active Listings | 1,090 | 940 | -13.8% |
| # Of NEW Listings | 450 | 431 | -4.2% |
| Absorption Rate (in months) | 6.5 | 5.4 | -17.0% |
| Average Price (Sold) | 157,009 | 112,055 | -28.6% |



Closed Condo

| Category | Apr-07 | Apr-08 | % Change |
|-----------------------------|---------|---------|----------|
| #Of Closed Sales - Month | 29 | 35 | 20.7% |
| #Of Closed Sales - YTD | 102 | 114 | 11.8% |
| Avg. Days On Market | 128 | 116 | -9.4% |
| # Of Active Listings | 311 | 247 | -20.6% |
| # Of NEW Listings | 127 | 110 | -13.4% |
| Absorption Rate (in months) | 9.3 | 6.4 | -31.6% |
| Average Price (Sold) | 152,026 | 134,133 | -11.8% |



Joe Hubert
Manager/Sales

Land Title Guarantee Company
5690 DTC Blvd.
Suite 650E
Englewood, CO 80111

Office : 720-529-1616
Email: jhubert@ltgc.com

Based on information from Metrolist, Inc. for the period Jan 2002 through present. Note: This representation is based in whole or in part on data supplied by Metrolist, Inc. Metrolist, Inc. does not guarantee nor is in any way responsible for its accuracy. Data maintained by metrolist, Inc. may not reflect all real estate activity in the market.

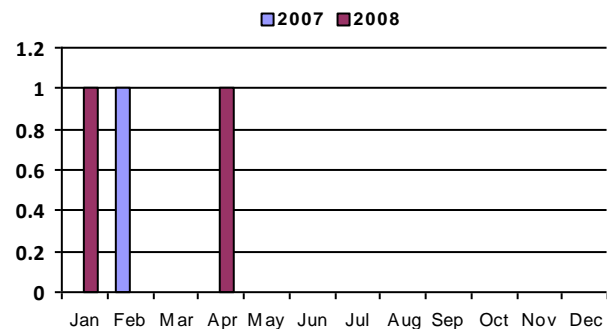
April 2008 - Real Estate Market Statistics



Downtown Denver - DTD

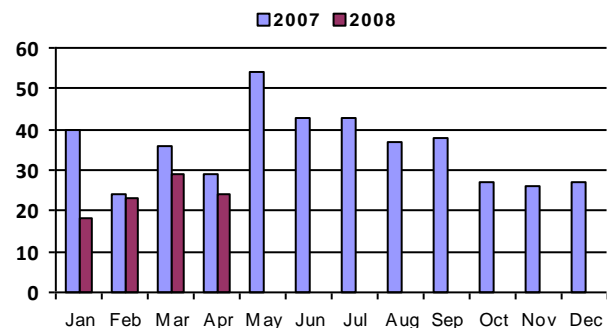
Closed Residential

| Category | Apr-07 | Apr-08 | % Change |
|-----------------------------|--------|---------|----------|
| #Of Closed Sales - Month | | 1 | #Div/0! |
| #Of Closed Sales - YTD | 1 | 2 | 100.0% |
| Avg. Days On Market | | 79 | #Div/0! |
| # Of Active Listings | 10 | 10 | 0.0% |
| # Of NEW Listings | 1 | 2 | 100.0% |
| Absorption Rate (in months) | . | 11. | #Div/0! |
| Average Price (Sold) | | 550,000 | #Div/0! |



Closed Condo

| Category | Apr-07 | Apr-08 | % Change |
|-----------------------------|---------|---------|----------|
| #Of Closed Sales - Month | 29 | 24 | -17.2% |
| #Of Closed Sales - YTD | 129 | 94 | -27.1% |
| Avg. Days On Market | 92 | 180 | 95.7% |
| # Of Active Listings | 343 | 394 | 14.9% |
| # Of NEW Listings | 135 | 121 | -10.4% |
| Absorption Rate (in months) | 11.1 | 15.7 | 41.5% |
| Average Price (Sold) | 464,623 | 450,733 | -3.0% |



Joe Hubert
Manager/Sales

Land Title Guarantee Company
5690 DTC Blvd.
Suite 650E
Englewood, CO 80111

Office : 720-529-1616
Email: jhubert@ltgc.com

Based on information from Metrolist, Inc. for the period Jan 2002 through present. Note: This representation is based in whole or in part on data supplied by Metrolist, Inc. Metrolist, Inc. does not guarantee nor is in any way responsible for its accuracy. Data maintained by metrolist, Inc. may not reflect all real estate activity in the market.

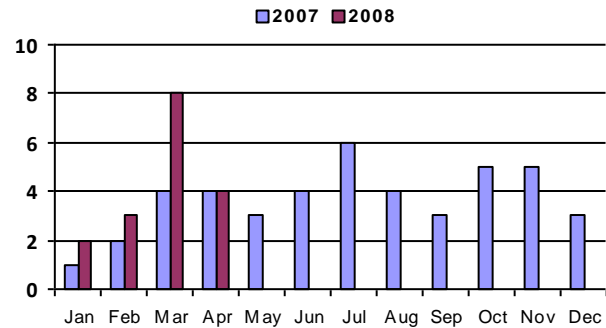
April 2008 - Real Estate Market Statistics



East Suburban North - ESN

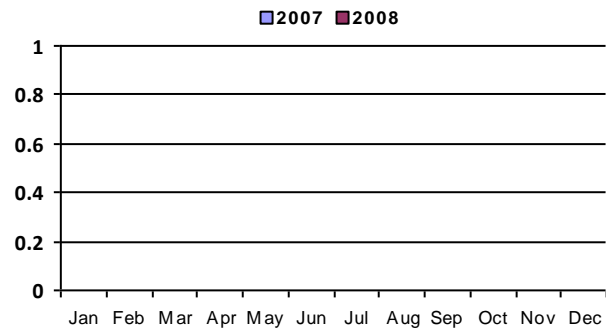
Closed Residential

| Category | Apr-07 | Apr-08 | % Change |
|-----------------------------|---------|---------|----------|
| #Of Closed Sales - Month | 4 | 4 | 0.0% |
| #Of Closed Sales - YTD | 11 | 17 | 54.5% |
| Avg. Days On Market | 33 | 310 | 839.4% |
| # Of Active Listings | 82 | 77 | -6.1% |
| # Of NEW Listings | 11 | 19 | 72.7% |
| Absorption Rate (in months) | 19.5 | 18.8 | -3.8% |
| Average Price (Sold) | 420,900 | 282,375 | -32.9% |



Closed Condo

| Category | Apr-07 | Apr-08 | % Change |
|-----------------------------|--------|--------|----------|
| #Of Closed Sales - Month | | | #Num! |
| #Of Closed Sales - YTD | | | #Num! |
| Avg. Days On Market | | | #Num! |
| # Of Active Listings | 2 | 1 | -50.0% |
| # Of NEW Listings | 2 | | -100.0% |
| Absorption Rate (in months) | . | . | #Num! |
| Average Price (Sold) | | | #Num! |



Joe Hubert
Manager/Sales

Land Title Guarantee Company
5690 DTC Blvd.
Suite 650E
Englewood, CO 80111

Office : 720-529-1616
Email: jhubert@ltgc.com

Based on information from Metrolist, Inc. for the period Jan 2002 through present. Note: This representation is based in whole or in part on data supplied by Metrolist, Inc. Metrolist, Inc. does not guarantee nor is in any way responsible for its accuracy. Data maintained by metrolist, Inc. may not reflect all real estate activity in the market.

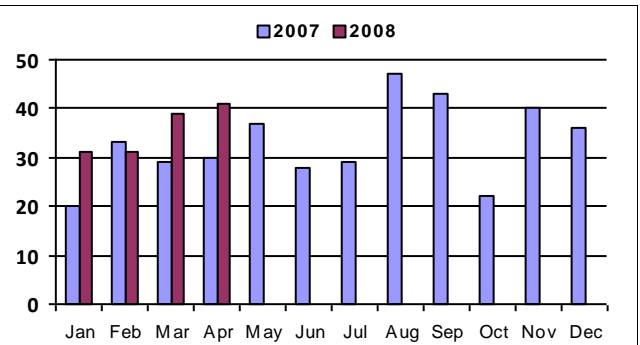
April 2008 - Real Estate Market Statistics



East Suburban South - ESS

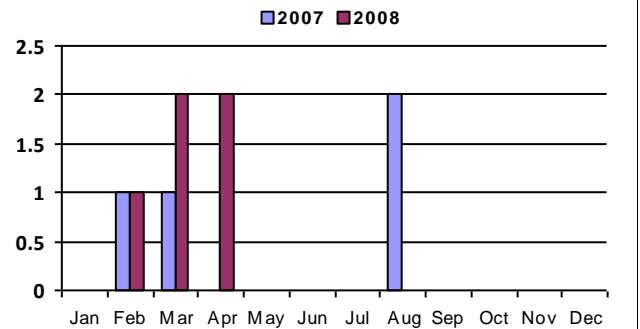
Closed Residential

| Category | Apr-07 | Apr-08 | % Change |
|-----------------------------|---------|---------|----------|
| #Of Closed Sales - Month | 30 | 41 | 36.7% |
| #Of Closed Sales - YTD | 112 | 142 | 26.8% |
| Avg. Days On Market | 149 | 125 | -16.1% |
| # Of Active Listings | 371 | 357 | -3.8% |
| # Of NEW Listings | 109 | 131 | 20.2% |
| Absorption Rate (in months) | 11.5 | 8. | -30.0% |
| Average Price (Sold) | 274,740 | 237,977 | -13.4% |



Closed Condo

| Category | Apr-07 | Apr-08 | % Change |
|-----------------------------|--------|---------|----------|
| #Of Closed Sales - Month | | 2 | #Div/0! |
| #Of Closed Sales - YTD | 2 | 5 | 150.0% |
| Avg. Days On Market | | 151 | #Div/0! |
| # Of Active Listings | 10 | 10 | 0.0% |
| # Of NEW Listings | 3 | 7 | 133.3% |
| Absorption Rate (in months) | . | 3.5 | #Div/0! |
| Average Price (Sold) | | 138,000 | #Div/0! |



Joe Hubert
Manager/Sales

Land Title Guarantee Company
5690 DTC Blvd.
Suite 650E
Englewood, CO 80111

Office : 720-529-1616
Email: jhubert@ltgc.com

Based on information from Metrolist, Inc. for the period Jan 2002 through present. Note: This representation is based in whole or in part on data supplied by Metrolist, Inc. Metrolist, Inc. does not guarantee nor is in any way responsible for its accuracy. Data maintained by metrolist, Inc. may not reflect all real estate activity in the market.

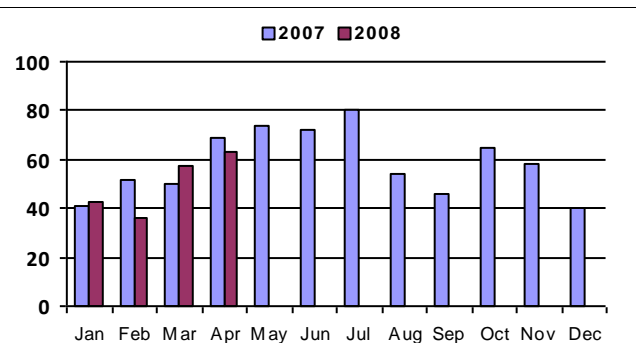
April 2008 - Real Estate Market Statistics



Jefferson County Central - JFC

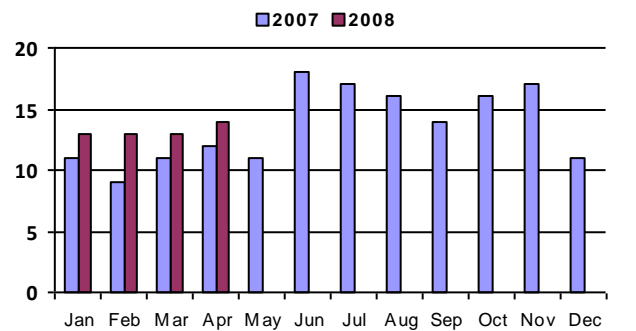
Closed Residential

| Category | Apr-07 | Apr-08 | % Change |
|-----------------------------|---------|---------|----------|
| #Of Closed Sales - Month | 69 | 63 | -8.7% |
| #Of Closed Sales - YTD | 212 | 199 | -6.1% |
| Avg. Days On Market | 106 | 106 | 0.0% |
| # Of Active Listings | 318 | 288 | -9.4% |
| # Of NEW Listings | 173 | 164 | -5.2% |
| Absorption Rate (in months) | 4.3 | 4.6 | 7.7% |
| Average Price (Sold) | 245,082 | 210,383 | -14.2% |



Closed Condo

| Category | Apr-07 | Apr-08 | % Change |
|-----------------------------|---------|---------|----------|
| #Of Closed Sales - Month | 12 | 14 | 16.7% |
| #Of Closed Sales - YTD | 43 | 53 | 23.3% |
| Avg. Days On Market | 159 | 151 | -5.0% |
| # Of Active Listings | 124 | 87 | -29.8% |
| # Of NEW Listings | 46 | 29 | -37.0% |
| Absorption Rate (in months) | 9.8 | 6.4 | -34.6% |
| Average Price (Sold) | 138,050 | 125,250 | -9.3% |



Joe Hubert
Manager/Sales

Land Title Guarantee Company
5690 DTC Blvd.
Suite 650E
Englewood, CO 80111

Office : 720-529-1616
Email: jhubert@ltgc.com

Based on information from Metrolist, Inc. for the period Jan 2002 through present. Note: This representation is based in whole or in part on data supplied by Metrolist, Inc. Metrolist, Inc. does not guarantee nor is in any way responsible for its accuracy. Data maintained by metrolist, Inc. may not reflect all real estate activity in the market.

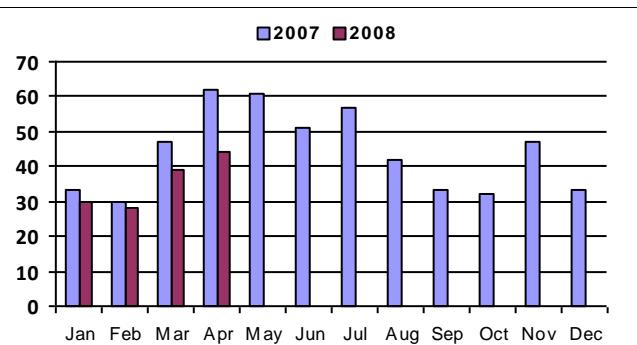
April 2008 - Real Estate Market Statistics



Jefferson County North - JFN

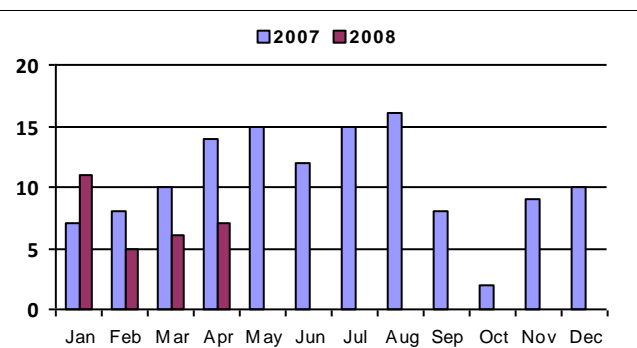
Closed Residential

| Category | Apr-07 | Apr-08 | % Change |
|-----------------------------|---------|---------|----------|
| #Of Closed Sales - Month | 62 | 44 | -29.0% |
| #Of Closed Sales - YTD | 172 | 141 | -18.0% |
| Avg. Days On Market | 116 | 84 | -27.6% |
| # Of Active Listings | 189 | 171 | -9.5% |
| # Of NEW Listings | 110 | 78 | -29.1% |
| Absorption Rate (in months) | 3. | 4.1 | 36.3% |
| Average Price (Sold) | 235,266 | 218,075 | -7.3% |



Closed Condo

| Category | Apr-07 | Apr-08 | % Change |
|-----------------------------|---------|---------|----------|
| #Of Closed Sales - Month | 14 | 7 | -50.0% |
| #Of Closed Sales - YTD | 39 | 29 | -25.6% |
| Avg. Days On Market | 200 | 98 | -51.0% |
| # Of Active Listings | 76 | 39 | -48.7% |
| # Of NEW Listings | 37 | 18 | -51.4% |
| Absorption Rate (in months) | 5.4 | 6.3 | 15.8% |
| Average Price (Sold) | 142,079 | 118,207 | -16.8% |



Joe Hubert
Manager/Sales

Land Title Guarantee Company
5690 DTC Blvd.
Suite 650E
Englewood, CO 80111

Office : 720-529-1616
Email: jhubert@ltgc.com

Based on information from Metrolist, Inc. for the period Jan 2002 through present. Note: This representation is based in whole or in part on data supplied by Metrolist, Inc. Metrolist, Inc. does not guarantee nor is in any way responsible for its accuracy. Data maintained by metrolist, Inc. may not reflect all real estate activity in the market.

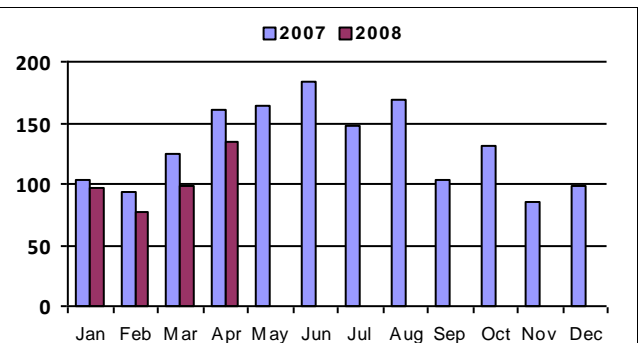
April 2008 - Real Estate Market Statistics



Jefferson County South - JFS

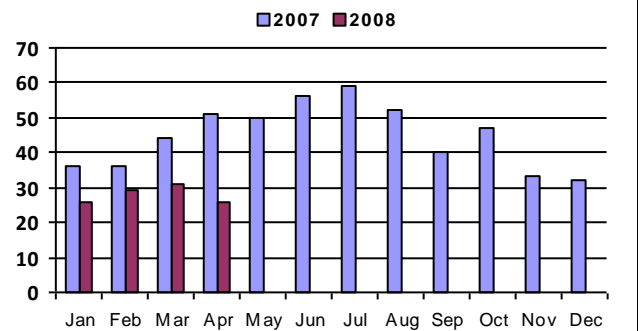
Closed Residential

| Category | Apr-07 | Apr-08 | % Change |
|-----------------------------|---------|---------|----------|
| #Of Closed Sales - Month | 160 | 134 | -16.3% |
| #Of Closed Sales - YTD | 480 | 405 | -15.6% |
| Avg. Days On Market | 101 | 82 | -18.8% |
| # Of Active Listings | 565 | 578 | 2.3% |
| # Of NEW Listings | 338 | 354 | 4.7% |
| Absorption Rate (in months) | 3.4 | 4.1 | 21.4% |
| Average Price (Sold) | 340,775 | 313,607 | -8.0% |



Closed Condo

| Category | Apr-07 | Apr-08 | % Change |
|-----------------------------|---------|---------|----------|
| #Of Closed Sales - Month | 51 | 26 | -49.0% |
| #Of Closed Sales - YTD | 167 | 112 | -32.9% |
| Avg. Days On Market | 91 | 103 | 13.2% |
| # Of Active Listings | 308 | 237 | -23.1% |
| # Of NEW Listings | 146 | 118 | -19.2% |
| Absorption Rate (in months) | 5.7 | 8.8 | 55.0% |
| Average Price (Sold) | 169,399 | 162,472 | -4.1% |



Joe Hubert
Manager/Sales

Land Title Guarantee Company
5690 DTC Blvd.
Suite 650E
Englewood, CO 80111

Office : 720-529-1616
Email: jhubert@ltgc.com

Based on information from Metrolist, Inc. for the period Jan 2002 through present. Note: This representation is based in whole or in part on data supplied by Metrolist, Inc. Metrolist, Inc. does not guarantee nor is in any way responsible for its accuracy. Data maintained by metrolist, Inc. may not reflect all real estate activity in the market.

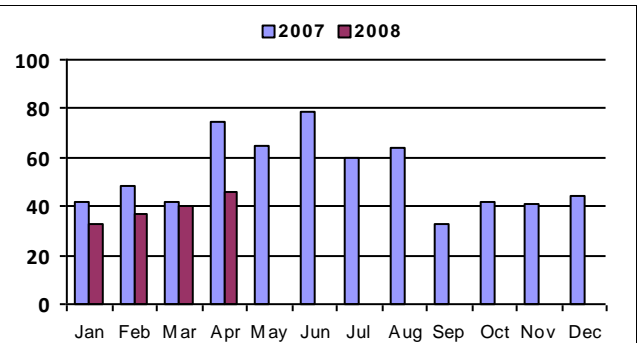
April 2008 - Real Estate Market Statistics



Jefferson County West - JFW

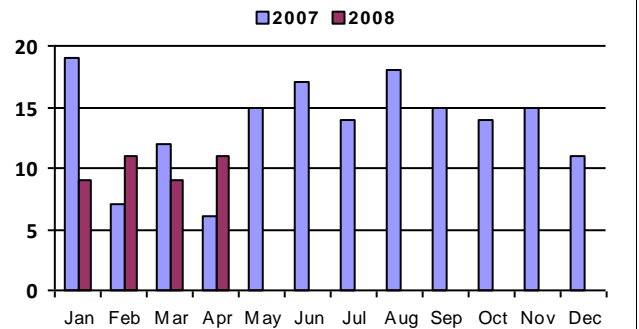
Closed Residential

| Category | Apr-07 | Apr-08 | % Change |
|-----------------------------|---------|---------|----------|
| #Of Closed Sales - Month | 75 | 46 | -38.7% |
| #Of Closed Sales - YTD | 207 | 156 | -24.6% |
| Avg. Days On Market | 113 | 140 | 23.9% |
| # Of Active Listings | 280 | 283 | 1.1% |
| # Of NEW Listings | 146 | 164 | 12.3% |
| Absorption Rate (in months) | 3.7 | 5.9 | 62.4% |
| Average Price (Sold) | 403,191 | 377,834 | -6.3% |



Closed Condo

| Category | Apr-07 | Apr-08 | % Change |
|-----------------------------|---------|---------|----------|
| #Of Closed Sales - Month | 6 | 11 | 83.3% |
| #Of Closed Sales - YTD | 44 | 40 | -9.1% |
| Avg. Days On Market | 146 | 121 | -17.1% |
| # Of Active Listings | 79 | 60 | -24.1% |
| # Of NEW Listings | 29 | 19 | -34.5% |
| Absorption Rate (in months) | 11.8 | 5.5 | -53.9% |
| Average Price (Sold) | 119,992 | 210,400 | 75.3% |



Joe Hubert
Manager/Sales

Land Title Guarantee Company
5690 DTC Blvd.
Suite 650E
Englewood, CO 80111

Office : 720-529-1616
Email: jhubert@ltgc.com

Based on information from Metrolist, Inc. for the period Jan 2002 through present. Note: This representation is based in whole or in part on data supplied by Metrolist, Inc. Metrolist, Inc. does not guarantee nor is in any way responsible for its accuracy. Data maintained by metrolist, Inc. may not reflect all real estate activity in the market.

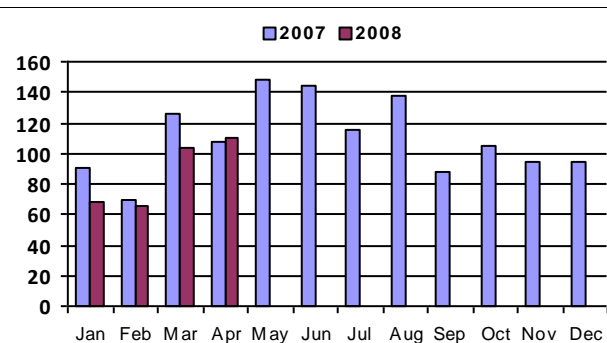
April 2008 - Real Estate Market Statistics



Jefferson County Northcentral - JNC

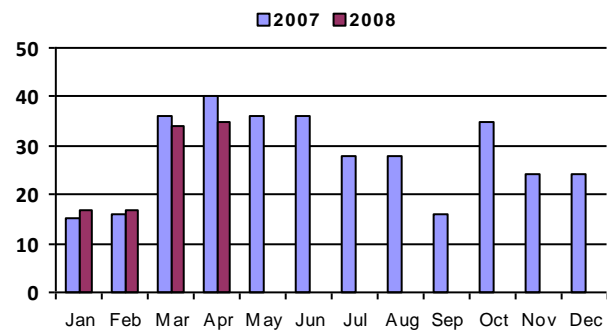
Closed Residential

| Category | Apr-07 | Apr-08 | % Change |
|-----------------------------|---------|---------|----------|
| #Of Closed Sales - Month | 107 | 110 | 2.8% |
| #Of Closed Sales - YTD | 393 | 348 | -11.5% |
| Avg. Days On Market | 105 | 89 | -15.2% |
| # Of Active Listings | 544 | 440 | -19.1% |
| # Of NEW Listings | 295 | 246 | -16.6% |
| Absorption Rate (in months) | 4.9 | 4.2 | -15.4% |
| Average Price (Sold) | 261,073 | 247,461 | -5.2% |



Closed Condo

| Category | Apr-07 | Apr-08 | % Change |
|-----------------------------|---------|---------|----------|
| #Of Closed Sales - Month | 40 | 35 | -12.5% |
| #Of Closed Sales - YTD | 107 | 103 | -3.7% |
| Avg. Days On Market | 97 | 99 | 2.1% |
| # Of Active Listings | 217 | 142 | -34.6% |
| # Of NEW Listings | 99 | 71 | -28.3% |
| Absorption Rate (in months) | 5.2 | 4.3 | -16.8% |
| Average Price (Sold) | 159,946 | 137,835 | -13.8% |



Joe Hubert
Manager/Sales

Land Title Guarantee Company
5690 DTC Blvd.
Suite 650E
Englewood, CO 80111

Office : 720-529-1616
Email: jhubert@ltgc.com

Based on information from Metrolist, Inc. for the period Jan 2002 through present. Note: This representation is based in whole or in part on data supplied by Metrolist, Inc. Metrolist, Inc. does not guarantee nor is in any way responsible for its accuracy. Data maintained by metrolist, Inc. may not reflect all real estate activity in the market.

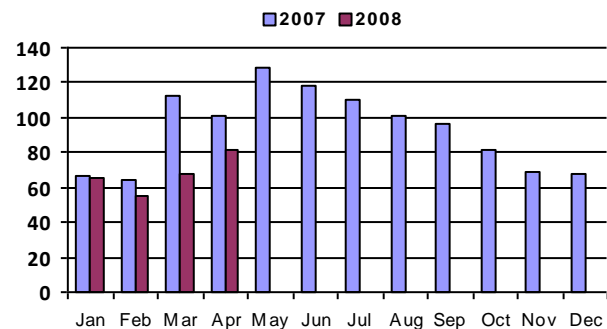
April 2008 - Real Estate Market Statistics



Jefferson County Southcentral - JSC

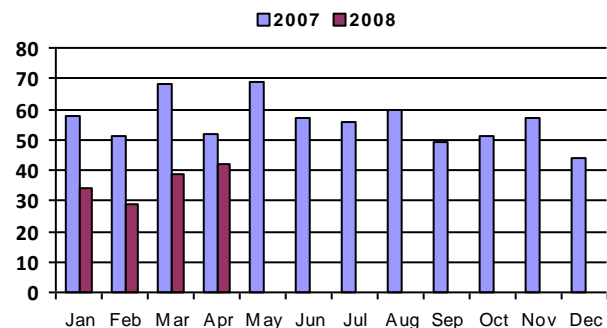
Closed Residential

| Category | Apr-07 | Apr-08 | % Change |
|-----------------------------|---------|---------|----------|
| #Of Closed Sales - Month | 101 | 81 | -19.8% |
| #Of Closed Sales - YTD | 343 | 269 | -21.6% |
| Avg. Days On Market | 100 | 89 | -11.0% |
| # Of Active Listings | 405 | 411 | 1.5% |
| # Of NEW Listings | 225 | 229 | 1.8% |
| Absorption Rate (in months) | 3.7 | 4.7 | 26.7% |
| Average Price (Sold) | 274,819 | 269,293 | -2.0% |



Closed Condo

| Category | Apr-07 | Apr-08 | % Change |
|-----------------------------|---------|---------|----------|
| #Of Closed Sales - Month | 52 | 42 | -19.2% |
| #Of Closed Sales - YTD | 229 | 144 | -37.1% |
| Avg. Days On Market | 130 | 135 | 3.8% |
| # Of Active Listings | 351 | 252 | -28.2% |
| # Of NEW Listings | 162 | 120 | -25.9% |
| Absorption Rate (in months) | 6.7 | 5.5 | -17.0% |
| Average Price (Sold) | 158,037 | 128,564 | -18.6% |



Joe Hubert
Manager/Sales

Land Title Guarantee Company
5690 DTC Blvd.
Suite 650E
Englewood, CO 80111

Office : 720-529-1616
Email: jhubert@ltgc.com

Based on information from Metrolist, Inc. for the period Jan 2002 through present. Note: This representation is based in whole or in part on data supplied by Metrolist, Inc. Metrolist, Inc. does not guarantee nor is in any way responsible for its accuracy. Data maintained by metrolist, Inc. may not reflect all real estate activity in the market.

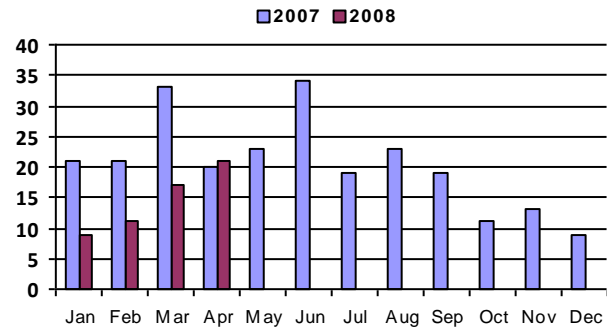
April 2008 - Real Estate Market Statistics



Lafayette - LAF

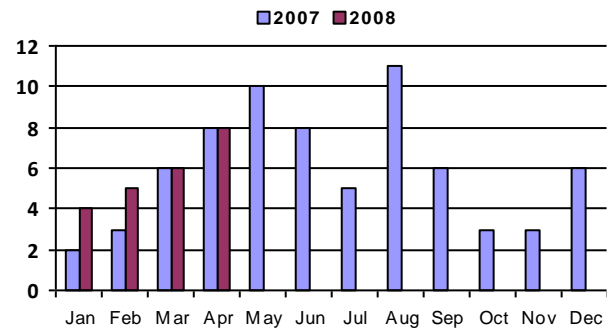
Closed Residential

| Category | Apr-07 | Apr-08 | % Change |
|-----------------------------|---------|---------|----------|
| #Of Closed Sales - Month | 20 | 21 | 5.0% |
| #Of Closed Sales - YTD | 95 | 58 | -38.9% |
| Avg. Days On Market | 107 | 118 | 10.3% |
| # Of Active Listings | 117 | 91 | -22.2% |
| # Of NEW Listings | 54 | 47 | -13.0% |
| Absorption Rate (in months) | 5.2 | 3.9 | -25.8% |
| Average Price (Sold) | 412,052 | 338,519 | -17.8% |



Closed Condo

| Category | Apr-07 | Apr-08 | % Change |
|-----------------------------|---------|---------|----------|
| #Of Closed Sales - Month | 8 | 8 | 0.0% |
| #Of Closed Sales - YTD | 19 | 23 | 21.1% |
| Avg. Days On Market | 121 | 52 | -57.0% |
| # Of Active Listings | 29 | 19 | -34.5% |
| # Of NEW Listings | 6 | 12 | 100.0% |
| Absorption Rate (in months) | 4.5 | 1.6 | -63.9% |
| Average Price (Sold) | 161,086 | 155,625 | -3.4% |



Joe Hubert
Manager/Sales

Land Title Guarantee Company
5690 DTC Blvd.
Suite 650E
Englewood, CO 80111

Office : 720-529-1616
Email: jhubert@ltgc.com

Based on information from Metrolist, Inc. for the period Jan 2002 through present. Note: This representation is based in whole or in part on data supplied by Metrolist, Inc. Metrolist, Inc. does not guarantee nor is in any way responsible for its accuracy. Data maintained by metrolist, Inc. may not reflect all real estate activity in the market.

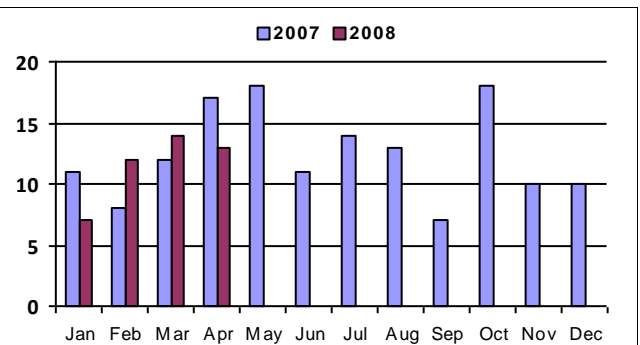
April 2008 - Real Estate Market Statistics



Loveland, Berthoud - LBE

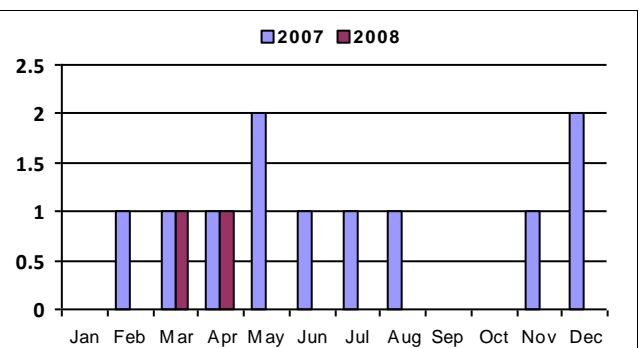
Closed Residential

| Category | Apr-07 | Apr-08 | % Change |
|-----------------------------|---------|---------|----------|
| #Of Closed Sales - Month | 17 | 13 | -23.5% |
| #Of Closed Sales - YTD | 48 | 46 | -4.2% |
| Avg. Days On Market | 114 | 103 | -9.6% |
| # Of Active Listings | 140 | 179 | 27.9% |
| # Of NEW Listings | 29 | 26 | -10.3% |
| Absorption Rate (in months) | 8.5 | 13.7 | 60.5% |
| Average Price (Sold) | 278,112 | 513,404 | 84.6% |



Closed Condo

| Category | Apr-07 | Apr-08 | % Change |
|-----------------------------|---------|---------|----------|
| #Of Closed Sales - Month | 1 | 1 | 0.0% |
| #Of Closed Sales - YTD | 3 | 2 | -33.3% |
| Avg. Days On Market | 91 | 32 | -64.8% |
| # Of Active Listings | 8 | 4 | -50.0% |
| # Of NEW Listings | | 1 | #Div/0! |
| Absorption Rate (in months) | 10. | 3. | -70.0% |
| Average Price (Sold) | 145,000 | 200,000 | 37.9% |



Joe Hubert
Manager/Sales

Land Title Guarantee Company
5690 DTC Blvd.
Suite 650E
Englewood, CO 80111

Office : 720-529-1616
Email: jhubert@ltgc.com

Based on information from Metrolist, Inc. for the period Jan 2002 through present. Note: This representation is based in whole or in part on data supplied by Metrolist, Inc. Metrolist, Inc. does not guarantee nor is in any way responsible for its accuracy. Data maintained by metrolist, Inc. may not reflect all real estate activity in the market.

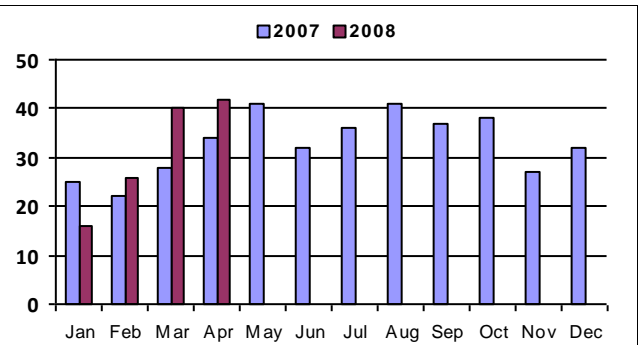
April 2008 - Real Estate Market Statistics



Longmont - LNG

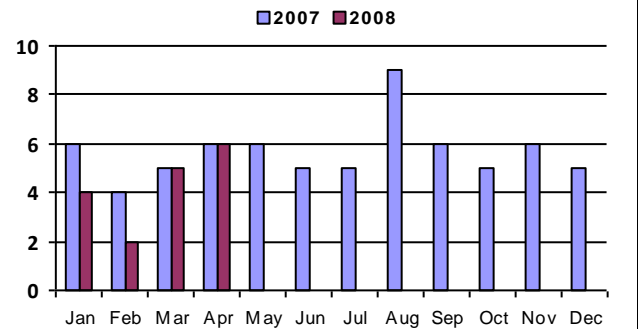
Closed Residential

| Category | Apr-07 | Apr-08 | % Change |
|-----------------------------|---------|---------|----------|
| #Of Closed Sales - Month | 34 | 42 | 23.5% |
| #Of Closed Sales - YTD | 109 | 124 | 13.8% |
| Avg. Days On Market | 118 | 122 | 3.4% |
| # Of Active Listings | 264 | 222 | -15.9% |
| # Of NEW Listings | 87 | 69 | -20.7% |
| Absorption Rate (in months) | 7.2 | 5.5 | -24.0% |
| Average Price (Sold) | 283,352 | 262,066 | -7.5% |



Closed Condo

| Category | Apr-07 | Apr-08 | % Change |
|-----------------------------|---------|---------|----------|
| #Of Closed Sales - Month | 6 | 6 | 0.0% |
| #Of Closed Sales - YTD | 21 | 17 | -19.0% |
| Avg. Days On Market | 159 | 91 | -42.8% |
| # Of Active Listings | 50 | 32 | -36.0% |
| # Of NEW Listings | 16 | 7 | -56.3% |
| Absorption Rate (in months) | 8. | 5.2 | -35.4% |
| Average Price (Sold) | 145,317 | 163,380 | 12.4% |



Joe Hubert
Manager/Sales

Land Title Guarantee Company
5690 DTC Blvd.
Suite 650E
Englewood, CO 80111

Office : 720-529-1616
Email: jhubert@ltgc.com

Based on information from Metrolist, Inc. for the period Jan 2002 through present. Note: This representation is based in whole or in part on data supplied by Metrolist, Inc. Metrolist, Inc. does not guarantee nor is in any way responsible for its accuracy. Data maintained by metrolist, Inc. may not reflect all real estate activity in the market.

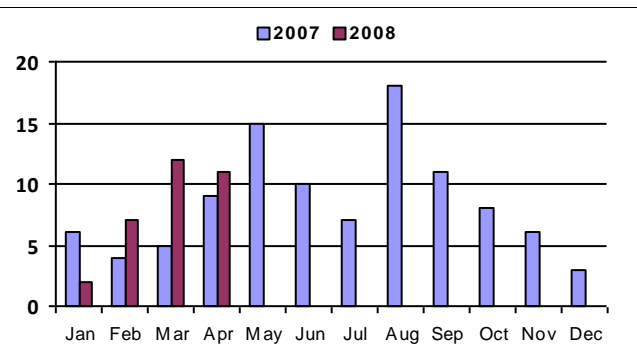
April 2008 - Real Estate Market Statistics



Louisville - LSV

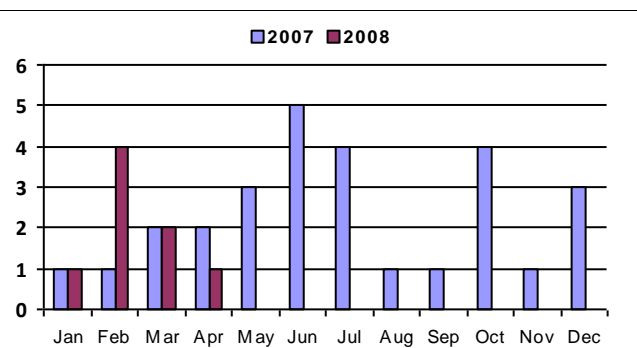
Closed Residential

| Category | Apr-07 | Apr-08 | % Change |
|-----------------------------|---------|---------|----------|
| #Of Closed Sales - Month | 9 | 11 | 22.2% |
| #Of Closed Sales - YTD | 24 | 32 | 33.3% |
| Avg. Days On Market | 76 | 53 | -30.3% |
| # Of Active Listings | 23 | 26 | 13.0% |
| # Of NEW Listings | 17 | 13 | -23.5% |
| Absorption Rate (in months) | 2.7 | 2. | -25.0% |
| Average Price (Sold) | 480,436 | 392,461 | -18.3% |



Closed Condo

| Category | Apr-07 | Apr-08 | % Change |
|-----------------------------|---------|---------|----------|
| #Of Closed Sales - Month | 2 | 1 | -50.0% |
| #Of Closed Sales - YTD | 6 | 8 | 33.3% |
| Avg. Days On Market | 34 | 164 | 382.4% |
| # Of Active Listings | 15 | 5 | -66.7% |
| # Of NEW Listings | 10 | 3 | -70.0% |
| Absorption Rate (in months) | 5.5 | 5. | -9.1% |
| Average Price (Sold) | 188,000 | 284,000 | 51.1% |



Joe Hubert
Manager/Sales

Land Title Guarantee Company
5690 DTC Blvd.
Suite 650E
Englewood, CO 80111

Office : 720-529-1616
Email: jhubert@ltgc.com

Based on information from Metrolist, Inc. for the period Jan 2002 through present. Note: This representation is based in whole or in part on data supplied by Metrolist, Inc. Metrolist, Inc. does not guarantee nor is in any way responsible for its accuracy. Data maintained by metrolist, Inc. may not reflect all real estate activity in the market.

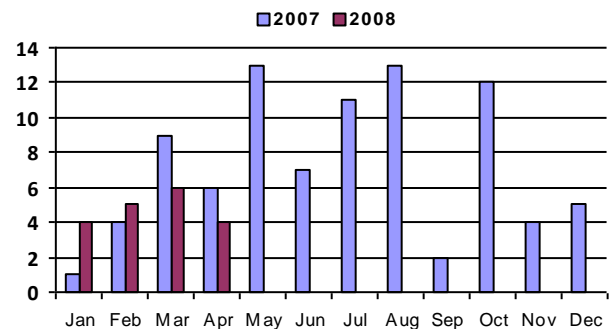
April 2008 - Real Estate Market Statistics



Mountain Clear Creek - MCC

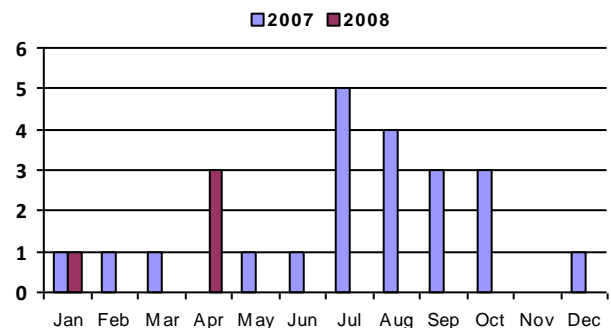
Closed Residential

| Category | Apr-07 | Apr-08 | % Change |
|-----------------------------|---------|---------|----------|
| #Of Closed Sales - Month | 6 | 4 | -33.3% |
| #Of Closed Sales - YTD | 20 | 19 | -5.0% |
| Avg. Days On Market | 233 | 101 | -56.7% |
| # Of Active Listings | 89 | 97 | 9.0% |
| # Of NEW Listings | 27 | 16 | -40.7% |
| Absorption Rate (in months) | 13.8 | 23.5 | 69.9% |
| Average Price (Sold) | 190,983 | 193,163 | 1.1% |



Closed Condo

| Category | Apr-07 | Apr-08 | % Change |
|-----------------------------|--------|---------|----------|
| #Of Closed Sales - Month | | 3 | #Div/0! |
| #Of Closed Sales - YTD | 3 | 4 | 33.3% |
| Avg. Days On Market | | 263 | #Div/0! |
| # Of Active Listings | 17 | 35 | 105.9% |
| # Of NEW Listings | | 5 | #Div/0! |
| Absorption Rate (in months) | . | 11. | #Div/0! |
| Average Price (Sold) | | 179,833 | #Div/0! |



Joe Hubert
Manager/Sales

Land Title Guarantee Company
5690 DTC Blvd.
Suite 650E
Englewood, CO 80111

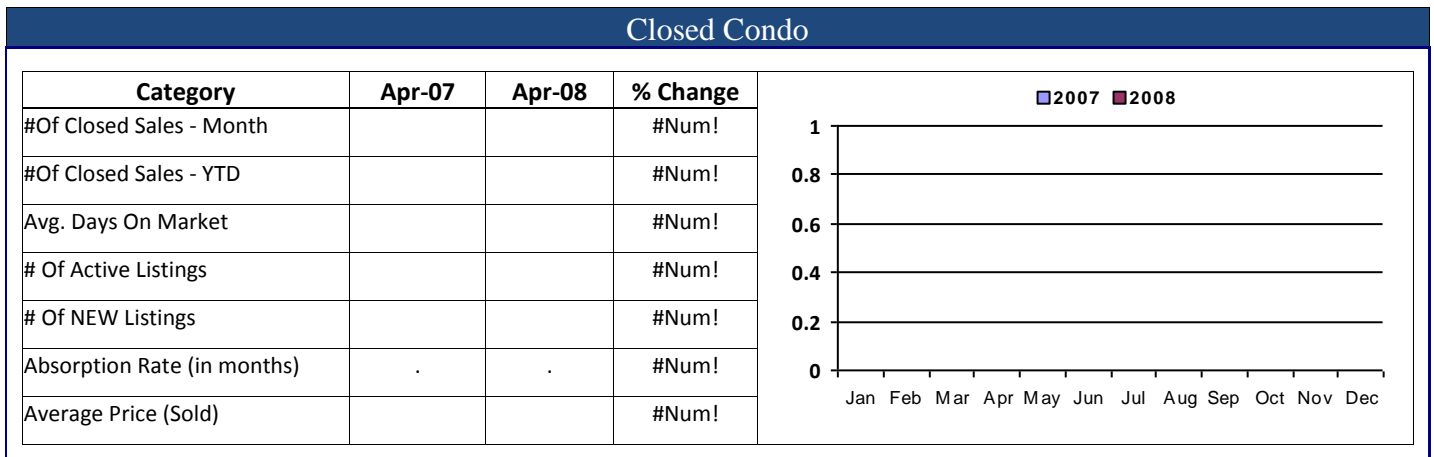
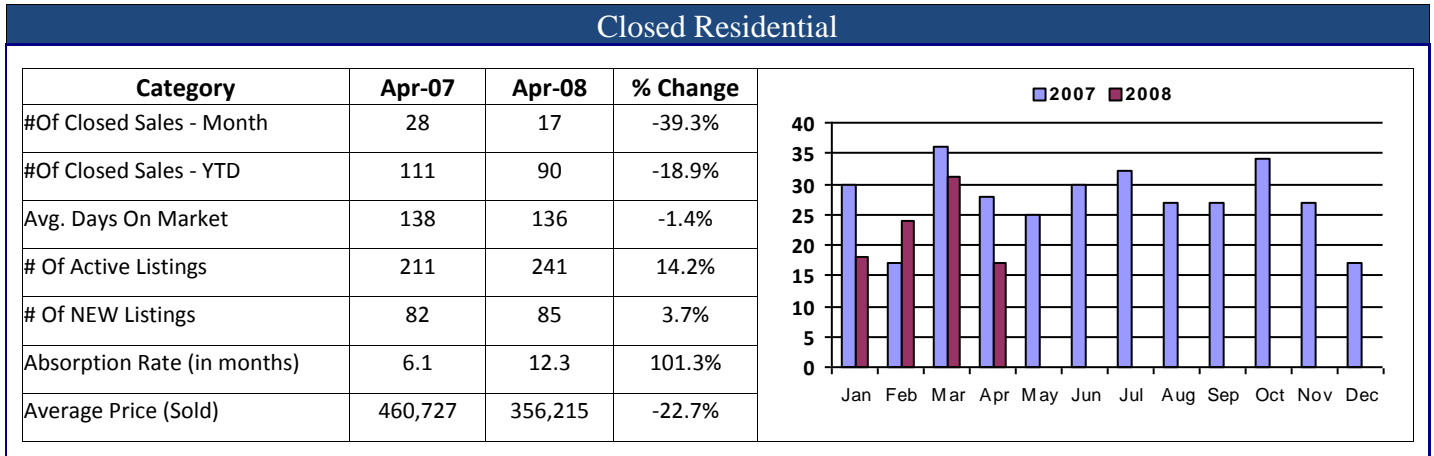
Office : 720-529-1616
Email: jhubert@ltgc.com

Based on information from Metrolist, Inc. for the period Jan 2002 through present. Note: This representation is based in whole or in part on data supplied by Metrolist, Inc. Metrolist, Inc. does not guarantee nor is in any way responsible for its accuracy. Data maintained by metrolist, Inc. may not reflect all real estate activity in the market.

April 2008 - Real Estate Market Statistics



Mountain Conifer Pine - MCP



Joe Hubert
Manager/Sales

Land Title Guarantee Company
5690 DTC Blvd.
Suite 650E
Englewood, CO 80111

Office : 720-529-1616
Email: jhubert@ltgc.com

Based on information from Metrolist, Inc. for the period Jan 2002 through present. Note: This representation is based in whole or in part on data supplied by Metrolist, Inc. Metrolist, Inc. does not guarantee nor is in any way responsible for its accuracy. Data maintained by metrolist, Inc. may not reflect all real estate activity in the market.

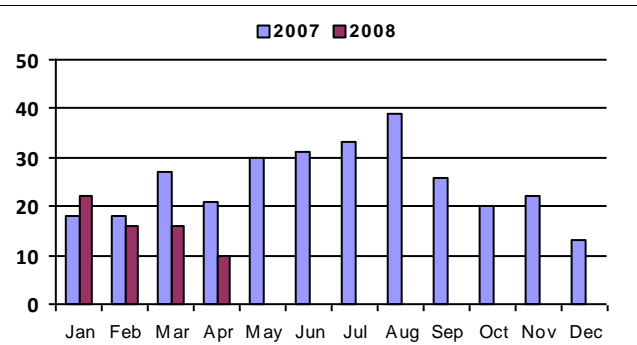
April 2008 - Real Estate Market Statistics



Mountain Evergreen North - MEN

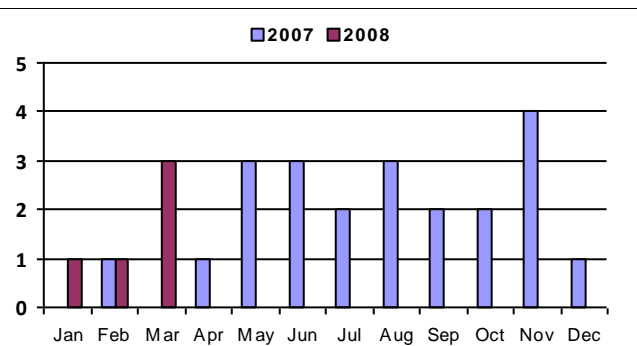
Closed Residential

| Category | Apr-07 | Apr-08 | % Change |
|-----------------------------|---------|---------|----------|
| #Of Closed Sales - Month | 21 | 10 | -52.4% |
| #Of Closed Sales - YTD | 84 | 64 | -23.8% |
| Avg. Days On Market | 162 | 131 | -19.1% |
| # Of Active Listings | 183 | 205 | 12.0% |
| # Of NEW Listings | 73 | 68 | -6.8% |
| Absorption Rate (in months) | 7.9 | 18.1 | 130.4% |
| Average Price (Sold) | 562,495 | 624,600 | 11.0% |



Closed Condo

| Category | Apr-07 | Apr-08 | % Change |
|-----------------------------|---------|--------|----------|
| #Of Closed Sales - Month | 1 | | -100.0% |
| #Of Closed Sales - YTD | 2 | 5 | 150.0% |
| Avg. Days On Market | | | #Num! |
| # Of Active Listings | 25 | 30 | 20.0% |
| # Of NEW Listings | 12 | 13 | 8.3% |
| Absorption Rate (in months) | 22. | . | -100.0% |
| Average Price (Sold) | 477,500 | | -100.0% |



Joe Hubert
Manager/Sales

Land Title Guarantee Company
5690 DTC Blvd.
Suite 650E
Englewood, CO 80111

Office : 720-529-1616
Email: jhubert@ltgc.com

Based on information from Metrolist, Inc. for the period Jan 2002 through present. Note: This representation is based in whole or in part on data supplied by Metrolist, Inc. Metrolist, Inc. does not guarantee nor is in any way responsible for its accuracy. Data maintained by metrolist, Inc. may not reflect all real estate activity in the market.

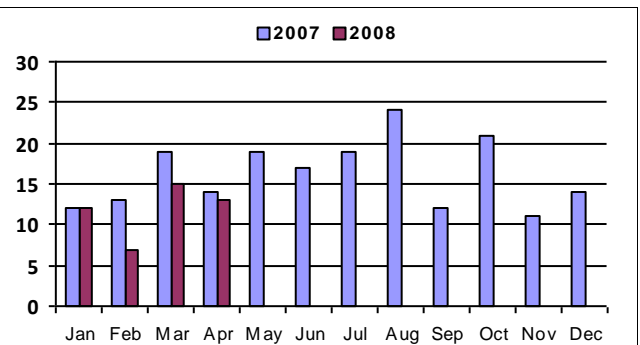
April 2008 - Real Estate Market Statistics



Mountain Evergreen South - MES

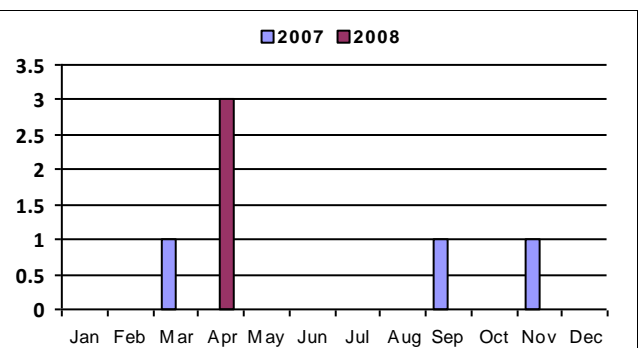
Closed Residential

| Category | Apr-07 | Apr-08 | % Change |
|-----------------------------|---------|---------|----------|
| #Of Closed Sales - Month | 14 | 13 | -7.1% |
| #Of Closed Sales - YTD | 58 | 47 | -19.0% |
| Avg. Days On Market | 148 | 197 | 33.1% |
| # Of Active Listings | 96 | 117 | 21.9% |
| # Of NEW Listings | 48 | 48 | 0.0% |
| Absorption Rate (in months) | 6.2 | 8.2 | 32.4% |
| Average Price (Sold) | 339,600 | 503,408 | 48.2% |



Closed Condo

| Category | Apr-07 | Apr-08 | % Change |
|-----------------------------|--------|---------|----------|
| #Of Closed Sales - Month | | 3 | #Div/0! |
| #Of Closed Sales - YTD | 1 | 3 | 200.0% |
| Avg. Days On Market | | 59 | #Div/0! |
| # Of Active Listings | 7 | 4 | -42.9% |
| # Of NEW Listings | 6 | 1 | -83.3% |
| Absorption Rate (in months) | . | 1.3 | #Div/0! |
| Average Price (Sold) | | 175,333 | #Div/0! |



Joe Hubert
Manager/Sales

Land Title Guarantee Company
5690 DTC Blvd.
Suite 650E
Englewood, CO 80111

Office : 720-529-1616
Email: jhubert@ltgc.com

Based on information from Metrolist, Inc. for the period Jan 2002 through present. Note: This representation is based in whole or in part on data supplied by Metrolist, Inc. Metrolist, Inc. does not guarantee nor is in any way responsible for its accuracy. Data maintained by metrolist, Inc. may not reflect all real estate activity in the market.

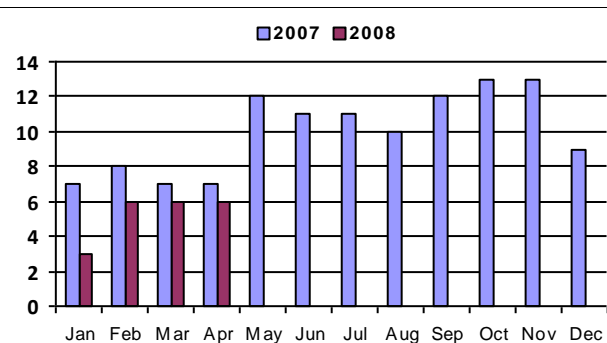
April 2008 - Real Estate Market Statistics



Mountain Gilpin County - MGC

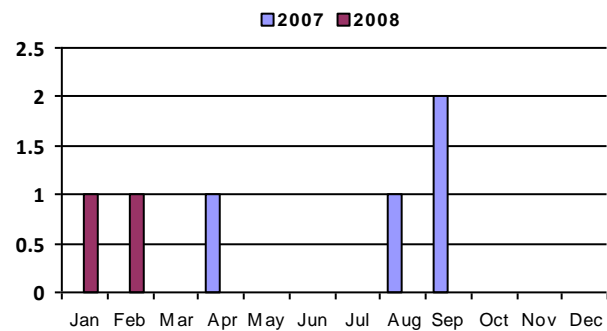
Closed Residential

| Category | Apr-07 | Apr-08 | % Change |
|-----------------------------|---------|---------|----------|
| #Of Closed Sales - Month | 7 | 6 | -14.3% |
| #Of Closed Sales - YTD | 29 | 21 | -27.6% |
| Avg. Days On Market | 190 | 268 | 41.1% |
| # Of Active Listings | 125 | 107 | -14.4% |
| # Of NEW Listings | 24 | 23 | -4.2% |
| Absorption Rate (in months) | 17.1 | 15.7 | -8.6% |
| Average Price (Sold) | 339,929 | 228,580 | -32.8% |



Closed Condo

| Category | Apr-07 | Apr-08 | % Change |
|-----------------------------|---------|--------|----------|
| #Of Closed Sales - Month | 1 | 0 | -100.0% |
| #Of Closed Sales - YTD | 1 | 2 | 100.0% |
| Avg. Days On Market | 32 | 0 | -100.0% |
| # Of Active Listings | 7 | 2 | -71.4% |
| # Of NEW Listings | 1 | 0 | -100.0% |
| Absorption Rate (in months) | 7. | . | -100.0% |
| Average Price (Sold) | 225,000 | 0 | -100.0% |



Joe Hubert
Manager/Sales

Land Title Guarantee Company
5690 DTC Blvd.
Suite 650E
Englewood, CO 80111

Office : 720-529-1616
Email: jhubert@ltgc.com

Based on information from Metrolist, Inc. for the period Jan 2002 through present. Note: This representation is based in whole or in part on data supplied by Metrolist, Inc. Metrolist, Inc. does not guarantee nor is in any way responsible for its accuracy. Data maintained by metrolist, Inc. may not reflect all real estate activity in the market.

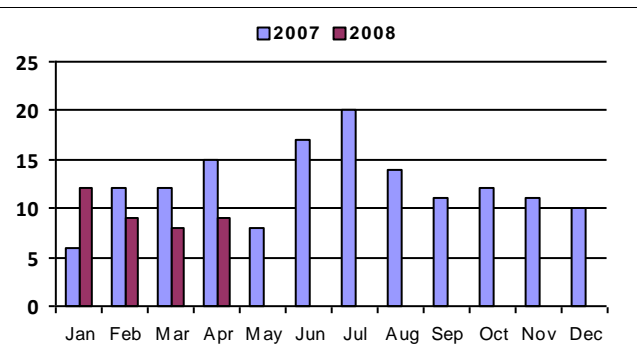
April 2008 - Real Estate Market Statistics



Mountain Jefferson County - MJC

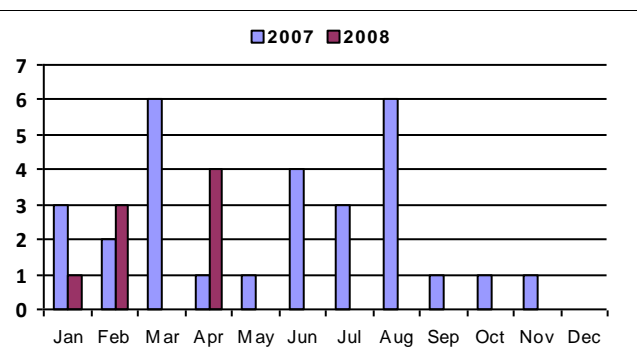
Closed Residential

| Category | Apr-07 | Apr-08 | % Change |
|-----------------------------|---------|---------|----------|
| #Of Closed Sales - Month | 15 | 9 | -40.0% |
| #Of Closed Sales - YTD | 45 | 38 | -15.6% |
| Avg. Days On Market | 177 | 145 | -18.1% |
| # Of Active Listings | 116 | 144 | 24.1% |
| # Of NEW Listings | 46 | 47 | 2.2% |
| Absorption Rate (in months) | 6.9 | 15.3 | 121.2% |
| Average Price (Sold) | 810,734 | 543,322 | -33.0% |



Closed Condo

| Category | Apr-07 | Apr-08 | % Change |
|-----------------------------|---------|---------|----------|
| #Of Closed Sales - Month | 1 | 4 | 300.0% |
| #Of Closed Sales - YTD | 12 | 8 | -33.3% |
| Avg. Days On Market | 172 | 69 | -59.9% |
| # Of Active Listings | 14 | 8 | -42.9% |
| # Of NEW Listings | 4 | 3 | -25.0% |
| Absorption Rate (in months) | 11. | 2. | -81.8% |
| Average Price (Sold) | 192,000 | 221,875 | 15.6% |



Joe Hubert
Manager/Sales

Land Title Guarantee Company
5690 DTC Blvd.
Suite 650E
Englewood, CO 80111

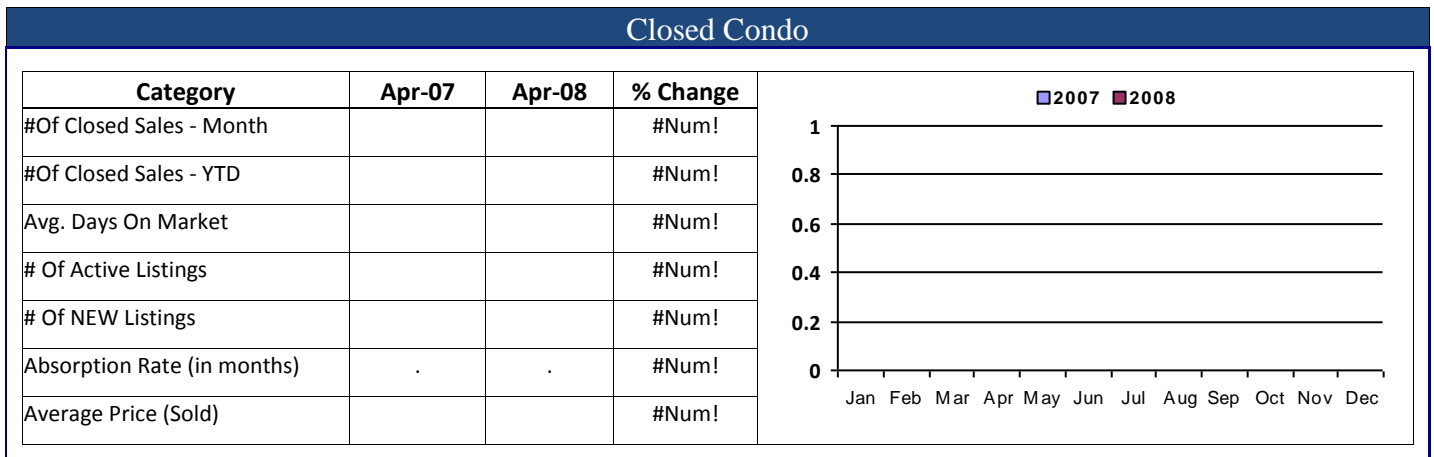
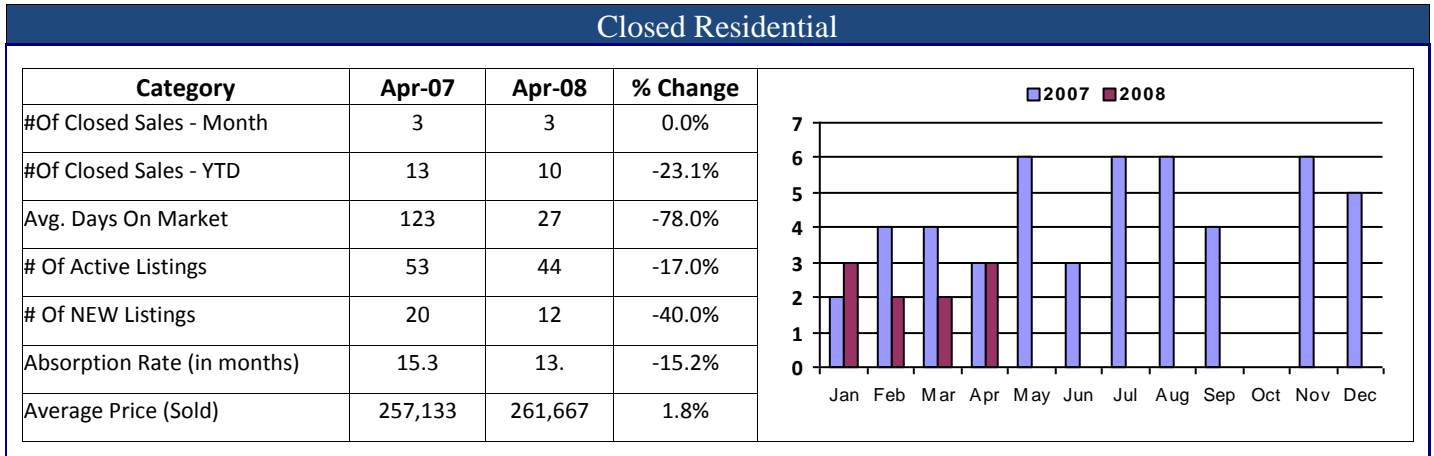
Office : 720-529-1616
Email: jhubert@ltgc.com

Based on information from Metrolist, Inc. for the period Jan 2002 through present. Note: This representation is based in whole or in part on data supplied by Metrolist, Inc. Metrolist, Inc. does not guarantee nor is in any way responsible for its accuracy. Data maintained by metrolist, Inc. may not reflect all real estate activity in the market.

April 2008 - Real Estate Market Statistics



Mountain Jefferson North - MJN



Joe Hubert
Manager/Sales

Land Title Guarantee Company
5690 DTC Blvd.
Suite 650E
Englewood, CO 80111

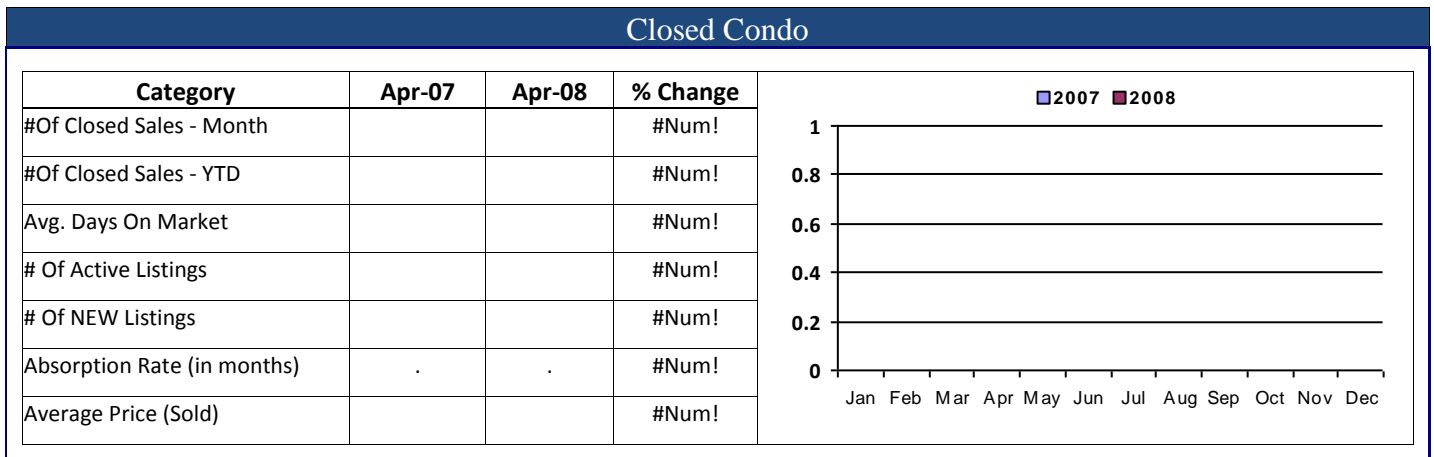
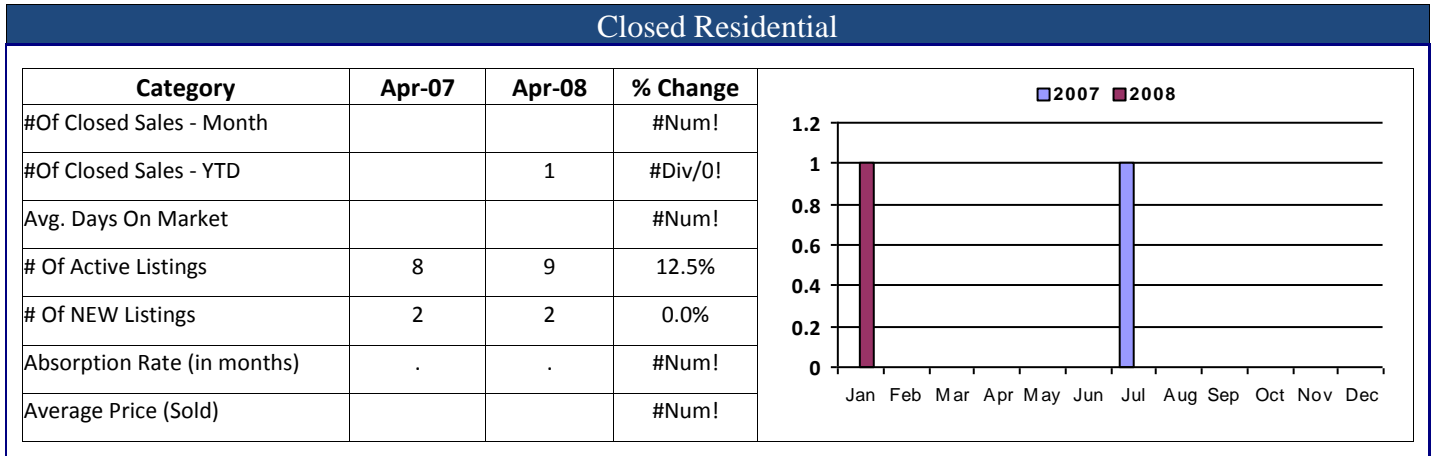
Office : 720-529-1616
Email: jhubert@ltgc.com

Based on information from Metrolist, Inc. for the period Jan 2002 through present. Note: This representation is based in whole or in part on data supplied by Metrolist, Inc. Metrolist, Inc. does not guarantee nor is in any way responsible for its accuracy. Data maintained by metrolist, Inc. may not reflect all real estate activity in the market.

April 2008 - Real Estate Market Statistics



Mountain Jefferson South - MJS



Joe Hubert
Manager/Sales

Land Title Guarantee Company
5690 DTC Blvd.
Suite 650E
Englewood, CO 80111

Office : 720-529-1616
Email: jhubert@ltgc.com

Based on information from Metrolist, Inc. for the period Jan 2002 through present. Note: This representation is based in whole or in part on data supplied by Metrolist, Inc. Metrolist, Inc. does not guarantee nor is in any way responsible for its accuracy. Data maintained by metrolist, Inc. may not reflect all real estate activity in the market.

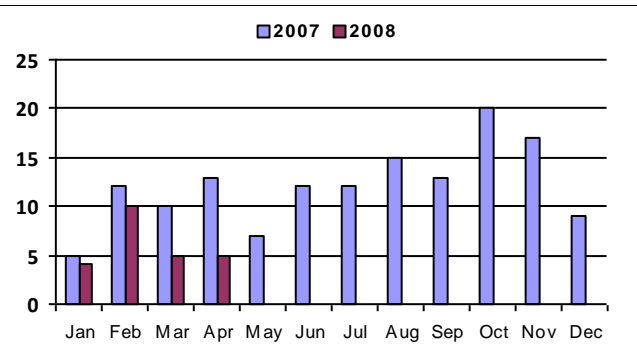
April 2008 - Real Estate Market Statistics



Mountain Park County - MPC


Closed Residential

| Category | Apr-07 | Apr-08 | % Change |
|-----------------------------|---------|---------|----------|
| #Of Closed Sales - Month | 13 | 5 | -61.5% |
| #Of Closed Sales - YTD | 40 | 24 | -40.0% |
| Avg. Days On Market | 251 | 209 | -16.7% |
| # Of Active Listings | 110 | 128 | 16.4% |
| # Of NEW Listings | 23 | 27 | 17.4% |
| Absorption Rate (in months) | 8.5 | 24. | 181.1% |
| Average Price (Sold) | 189,714 | 290,950 | 53.4% |



Closed Condo

| Category | Apr-07 | Apr-08 | % Change |
|-----------------------------|--------|--------|----------|
| #Of Closed Sales - Month | | | #Num! |
| #Of Closed Sales - YTD | | | #Num! |
| Avg. Days On Market | | | #Num! |
| # Of Active Listings | 4 | 4 | 0.0% |
| # Of NEW Listings | | | #Num! |
| Absorption Rate (in months) | . | . | #Num! |
| Average Price (Sold) | | | #Num! |



Joe Hubert
Manager/Sales

Land Title Guarantee Company
5690 DTC Blvd.
Suite 650E
Englewood, CO 80111

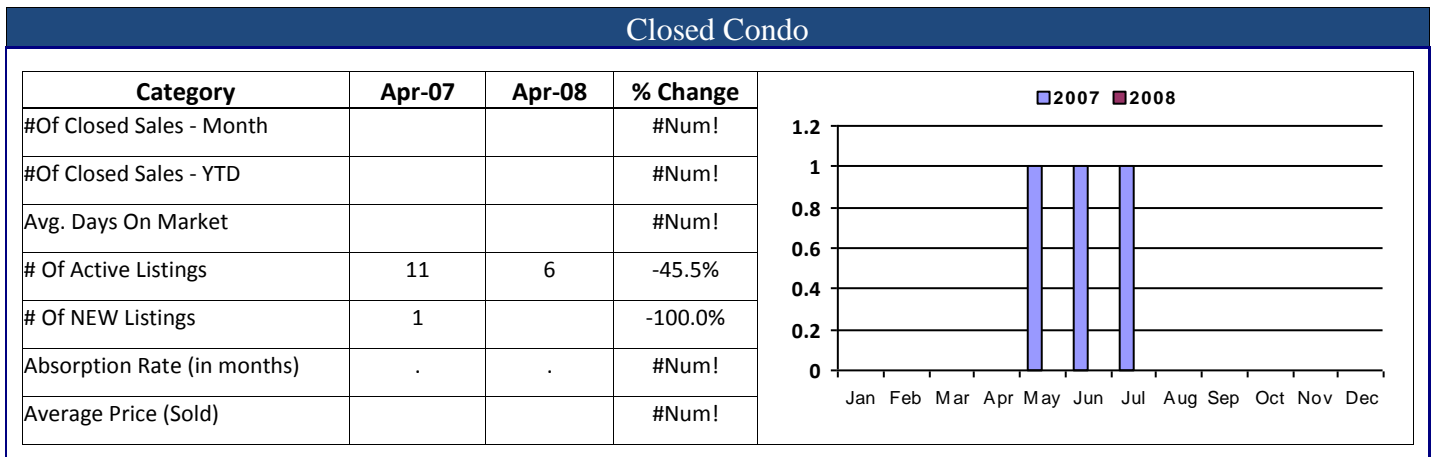
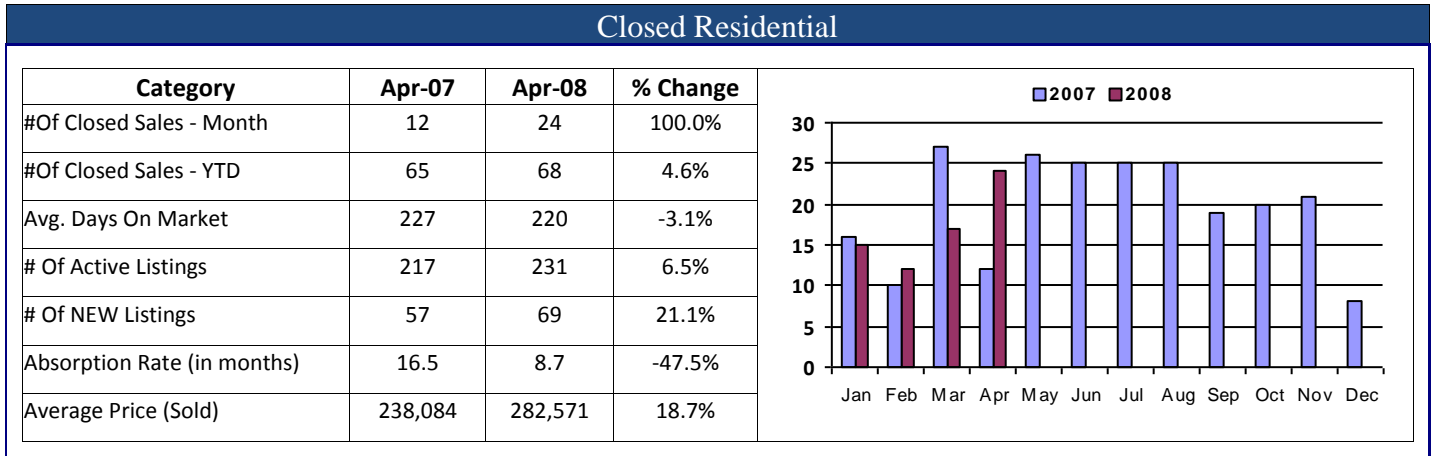
Office : 720-529-1616
Email: jhubert@ltgc.com

Based on information from Metrolist, Inc. for the period Jan 2002 through present. Note: This representation is based in whole or in part on data supplied by Metrolist, Inc. Metrolist, Inc. does not guarantee nor is in any way responsible for its accuracy. Data maintained by metrolist, Inc. may not reflect all real estate activity in the market.

April 2008 - Real Estate Market Statistics



Mountain Park East - MPE



Joe Hubert
Manager/Sales

Land Title Guarantee Company
5690 DTC Blvd.
Suite 650E
Englewood, CO 80111

Office : 720-529-1616
Email: jhubert@ltgc.com

Based on information from Metrolist, Inc. for the period Jan 2002 through present. Note: This representation is based in whole or in part on data supplied by Metrolist, Inc. Metrolist, Inc. does not guarantee nor is in any way responsible for its accuracy. Data maintained by metrolist, Inc. may not reflect all real estate activity in the market.

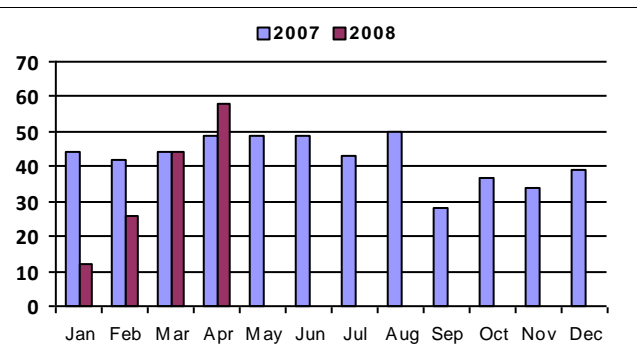
April 2008 - Real Estate Market Statistics



North Northeast Suburban - NNE

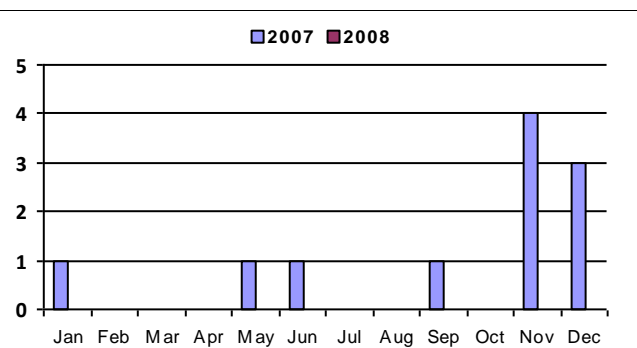
Closed Residential

| Category | Apr-07 | Apr-08 | % Change |
|-----------------------------|---------|---------|----------|
| #Of Closed Sales - Month | 49 | 58 | 18.4% |
| #Of Closed Sales - YTD | 179 | 140 | -21.8% |
| Avg. Days On Market | 110 | 108 | -1.8% |
| # Of Active Listings | 364 | 301 | -17.3% |
| # Of NEW Listings | 133 | 112 | -15.8% |
| Absorption Rate (in months) | 7.1 | 5.2 | -27.8% |
| Average Price (Sold) | 240,135 | 256,514 | 6.8% |



Closed Condo

| Category | Apr-07 | Apr-08 | % Change |
|-----------------------------|--------|--------|----------|
| #Of Closed Sales - Month | | | #Num! |
| #Of Closed Sales - YTD | 1 | | -100.0% |
| Avg. Days On Market | | | #Num! |
| # Of Active Listings | 4 | 15 | 275.0% |
| # Of NEW Listings | 3 | 1 | -66.7% |
| Absorption Rate (in months) | . | . | #Num! |
| Average Price (Sold) | | | #Num! |



Joe Hubert
Manager/Sales

Land Title Guarantee Company
5690 DTC Blvd.
Suite 650E
Englewood, CO 80111

Office : 720-529-1616
Email: jhubert@ltgc.com

Based on information from Metrolist, Inc. for the period Jan 2002 through present. Note: This representation is based in whole or in part on data supplied by Metrolist, Inc. Metrolist, Inc. does not guarantee nor is in any way responsible for its accuracy. Data maintained by metrolist, Inc. may not reflect all real estate activity in the market.

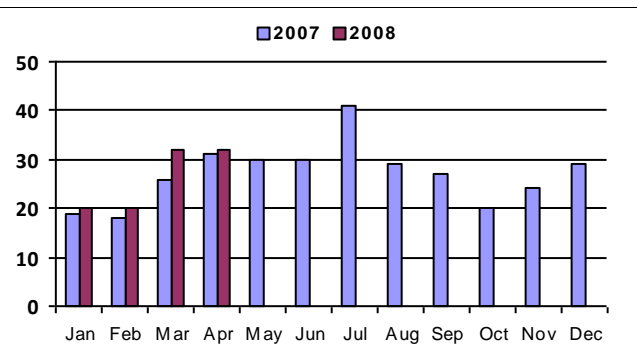
April 2008 - Real Estate Market Statistics



North Northwest Suburban - NNW

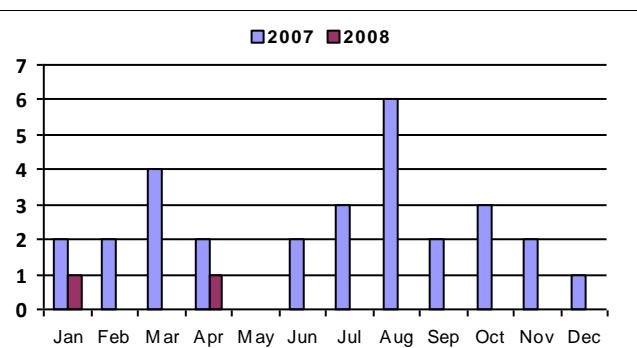
Closed Residential

| Category | Apr-07 | Apr-08 | % Change |
|-----------------------------|---------|---------|----------|
| #Of Closed Sales - Month | 31 | 32 | 3.2% |
| #Of Closed Sales - YTD | 94 | 104 | 10.6% |
| Avg. Days On Market | 137 | 83 | -39.4% |
| # Of Active Listings | 208 | 227 | 9.1% |
| # Of NEW Listings | 76 | 61 | -19.7% |
| Absorption Rate (in months) | 6.5 | 6.6 | 1.7% |
| Average Price (Sold) | 328,287 | 321,237 | -2.1% |



Closed Condo

| Category | Apr-07 | Apr-08 | % Change |
|-----------------------------|---------|---------|----------|
| #Of Closed Sales - Month | 2 | 1 | -50.0% |
| #Of Closed Sales - YTD | 10 | 2 | -80.0% |
| Avg. Days On Market | 127 | 25 | -80.3% |
| # Of Active Listings | 13 | 11 | -15.4% |
| # Of NEW Listings | 3 | 3 | 0.0% |
| Absorption Rate (in months) | 5.5 | 9.0 | 63.6% |
| Average Price (Sold) | 139,450 | 205,000 | 47.0% |



Joe Hubert
Manager/Sales

Land Title Guarantee Company
5690 DTC Blvd.
Suite 650E
Englewood, CO 80111

Office : 720-529-1616
Email: jhubert@ltgc.com

Based on information from Metrolist, Inc. for the period Jan 2002 through present. Note: This representation is based in whole or in part on data supplied by Metrolist, Inc. Metrolist, Inc. does not guarantee nor is in any way responsible for its accuracy. Data maintained by metrolist, Inc. may not reflect all real estate activity in the market.

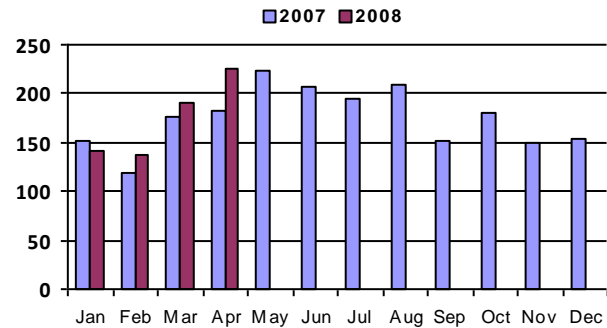
April 2008 - Real Estate Market Statistics



North Suburban Central - NSC

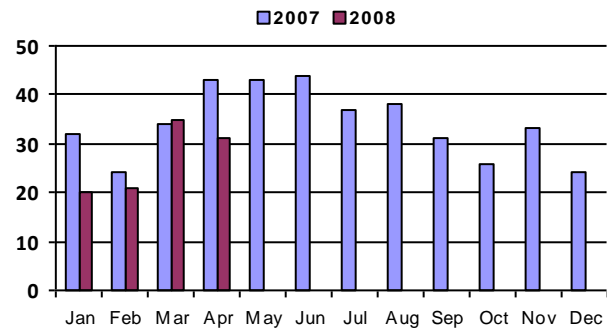
Closed Residential

| Category | Apr-07 | Apr-08 | % Change |
|-----------------------------|---------|---------|----------|
| #Of Closed Sales - Month | 183 | 226 | 23.5% |
| #Of Closed Sales - YTD | 630 | 695 | 10.3% |
| Avg. Days On Market | 102 | 96 | -5.9% |
| # Of Active Listings | 1,093 | 902 | -17.5% |
| # Of NEW Listings | 481 | 410 | -14.8% |
| Absorption Rate (in months) | 6. | 4.2 | -29.8% |
| Average Price (Sold) | 207,426 | 186,534 | -10.1% |



Closed Condo

| Category | Apr-07 | Apr-08 | % Change |
|-----------------------------|---------|---------|----------|
| #Of Closed Sales - Month | 43 | 31 | -27.9% |
| #Of Closed Sales - YTD | 133 | 107 | -19.5% |
| Avg. Days On Market | 114 | 120 | 5.3% |
| # Of Active Listings | 302 | 223 | -26.2% |
| # Of NEW Listings | 103 | 72 | -30.1% |
| Absorption Rate (in months) | 6.7 | 7.5 | 12.7% |
| Average Price (Sold) | 122,820 | 107,646 | -12.4% |



Joe Hubert
Manager/Sales

Land Title Guarantee Company
5690 DTC Blvd.
Suite 650E
Englewood, CO 80111

Office : 720-529-1616
Email: jhubert@ltgc.com

Based on information from Metrolist, Inc. for the period Jan 2002 through present. Note: This representation is based in whole or in part on data supplied by Metrolist, Inc. Metrolist, Inc. does not guarantee nor is in any way responsible for its accuracy. Data maintained by metrolist, Inc. may not reflect all real estate activity in the market.

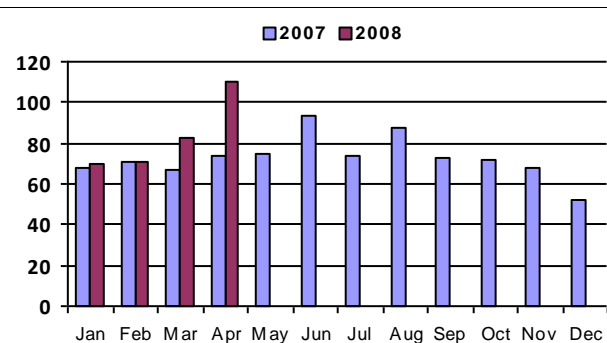
April 2008 - Real Estate Market Statistics



North Suburban East - NSE

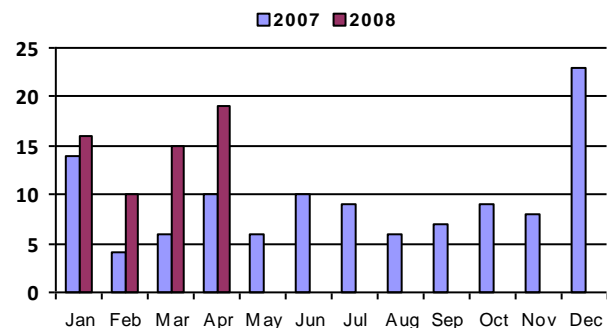
Closed Residential

| Category | Apr-07 | Apr-08 | % Change |
|-----------------------------|---------|---------|----------|
| #Of Closed Sales - Month | 74 | 110 | 48.6% |
| #Of Closed Sales - YTD | 280 | 334 | 19.3% |
| Avg. Days On Market | 132 | 106 | -19.7% |
| # Of Active Listings | 630 | 560 | -11.1% |
| # Of NEW Listings | 231 | 218 | -5.6% |
| Absorption Rate (in months) | 8.4 | 5.3 | -37.2% |
| Average Price (Sold) | 189,426 | 171,247 | -9.6% |



Closed Condo

| Category | Apr-07 | Apr-08 | % Change |
|-----------------------------|---------|---------|----------|
| #Of Closed Sales - Month | 10 | 19 | 90.0% |
| #Of Closed Sales - YTD | 34 | 60 | 76.5% |
| Avg. Days On Market | 96 | 104 | 8.3% |
| # Of Active Listings | 93 | 69 | -25.8% |
| # Of NEW Listings | 17 | 24 | 41.2% |
| Absorption Rate (in months) | 10.2 | 3.9 | -61.8% |
| Average Price (Sold) | 168,372 | 115,844 | -31.2% |



Joe Hubert
Manager/Sales

Land Title Guarantee Company
5690 DTC Blvd.
Suite 650E
Englewood, CO 80111

Office : 720-529-1616
Email: jhubert@ltgc.com

Based on information from Metrolist, Inc. for the period Jan 2002 through present. Note: This representation is based in whole or in part on data supplied by Metrolist, Inc. Metrolist, Inc. does not guarantee nor is in any way responsible for its accuracy. Data maintained by metrolist, Inc. may not reflect all real estate activity in the market.

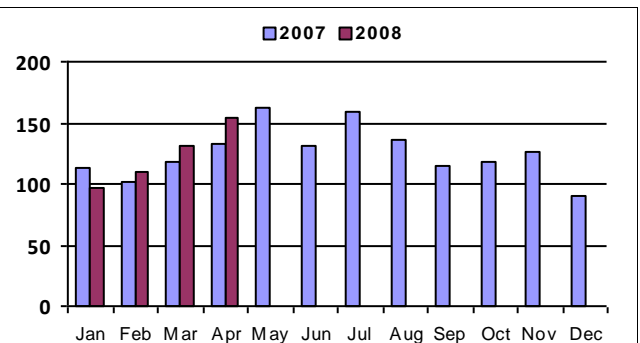
April 2008 - Real Estate Market Statistics



North Suburban West - NSW

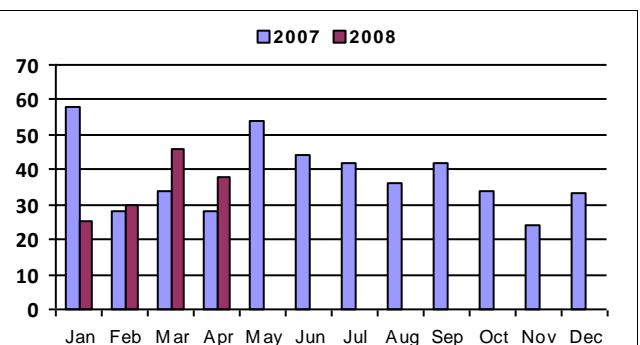
Closed Residential

| Category | Apr-07 | Apr-08 | % Change |
|-----------------------------|---------|---------|----------|
| #Of Closed Sales - Month | 132 | 154 | 16.7% |
| #Of Closed Sales - YTD | 464 | 492 | 6.0% |
| Avg. Days On Market | 108 | 108 | 0.0% |
| # Of Active Listings | 859 | 791 | -7.9% |
| # Of NEW Listings | 340 | 333 | -2.1% |
| Absorption Rate (in months) | 6.5 | 5.3 | -18.8% |
| Average Price (Sold) | 226,503 | 179,683 | -20.7% |



Closed Condo

| Category | Apr-07 | Apr-08 | % Change |
|-----------------------------|---------|---------|----------|
| #Of Closed Sales - Month | 28 | 38 | 35.7% |
| #Of Closed Sales - YTD | 148 | 139 | -6.1% |
| Avg. Days On Market | 136 | 129 | -5.1% |
| # Of Active Listings | 352 | 224 | -36.4% |
| # Of NEW Listings | 132 | 91 | -31.1% |
| Absorption Rate (in months) | 11.2 | 5.8 | -48.0% |
| Average Price (Sold) | 170,286 | 117,530 | -31.0% |



Joe Hubert
Manager/Sales

Land Title Guarantee Company
5690 DTC Blvd.
Suite 650E
Englewood, CO 80111

Office : 720-529-1616
Email: jhubert@ltgc.com

Based on information from Metrolist, Inc. for the period Jan 2002 through present. Note: This representation is based in whole or in part on data supplied by Metrolist, Inc. Metrolist, Inc. does not guarantee nor is in any way responsible for its accuracy. Data maintained by metrolist, Inc. may not reflect all real estate activity in the market.

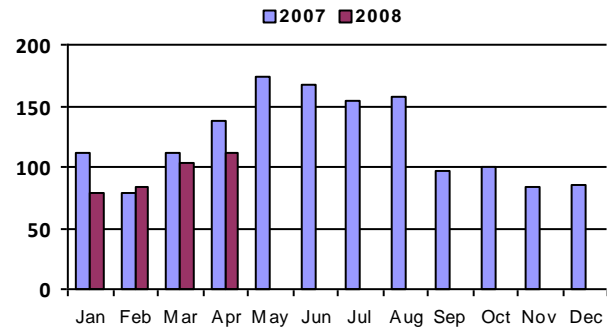
April 2008 - Real Estate Market Statistics



South Suburban Central - SSC

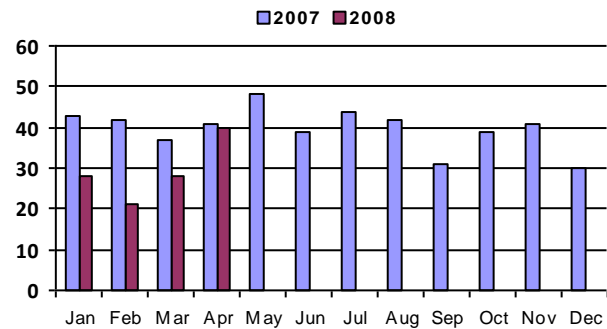
Closed Residential

| Category | Apr-07 | Apr-08 | % Change |
|-----------------------------|---------|---------|----------|
| #Of Closed Sales - Month | 138 | 111 | -19.6% |
| #Of Closed Sales - YTD | 438 | 377 | -13.9% |
| Avg. Days On Market | 95 | 98 | 3.2% |
| # Of Active Listings | 569 | 596 | 4.7% |
| # Of NEW Listings | 356 | 344 | -3.4% |
| Absorption Rate (in months) | 4. | 5.1 | 28.0% |
| Average Price (Sold) | 438,631 | 271,380 | -38.1% |



Closed Condo

| Category | Apr-07 | Apr-08 | % Change |
|-----------------------------|---------|---------|----------|
| #Of Closed Sales - Month | 41 | 40 | -2.4% |
| #Of Closed Sales - YTD | 163 | 117 | -28.2% |
| Avg. Days On Market | 119 | 85 | -28.6% |
| # Of Active Listings | 212 | 228 | 7.5% |
| # Of NEW Listings | 114 | 109 | -4.4% |
| Absorption Rate (in months) | 5.1 | 6. | 16.2% |
| Average Price (Sold) | 184,698 | 172,165 | -6.8% |



Joe Hubert
Manager/Sales

Land Title Guarantee Company
5690 DTC Blvd.
Suite 650E
Englewood, CO 80111

Office : 720-529-1616
Email: jhubert@ltgc.com

Based on information from Metrolist, Inc. for the period Jan 2002 through present. Note: This representation is based in whole or in part on data supplied by Metrolist, Inc. Metrolist, Inc. does not guarantee nor is in any way responsible for its accuracy. Data maintained by metrolist, Inc. may not reflect all real estate activity in the market.

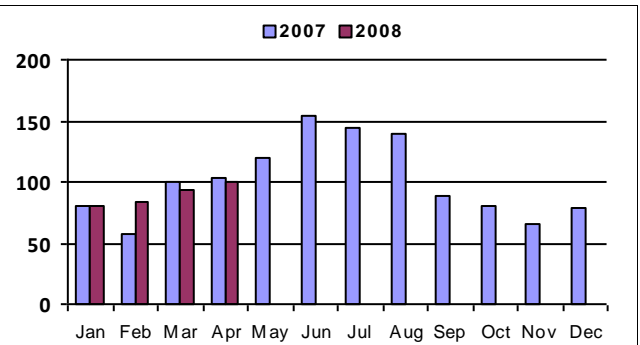
April 2008 - Real Estate Market Statistics



South Suburban East - SSE

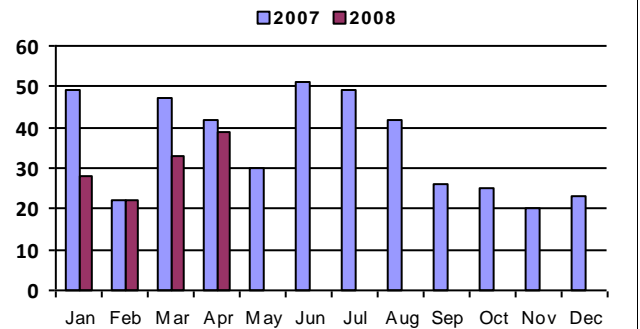
Closed Residential

| Category | Apr-07 | Apr-08 | % Change |
|-----------------------------|---------|---------|----------|
| #Of Closed Sales - Month | 103 | 100 | -2.9% |
| #Of Closed Sales - YTD | 341 | 357 | 4.7% |
| Avg. Days On Market | 116 | 121 | 4.3% |
| # Of Active Listings | 744 | 789 | 6.0% |
| # Of NEW Listings | 395 | 397 | 0.5% |
| Absorption Rate (in months) | 6.5 | 7.4 | 14.6% |
| Average Price (Sold) | 602,857 | 493,694 | -18.1% |



Closed Condo

| Category | Apr-07 | Apr-08 | % Change |
|-----------------------------|---------|---------|----------|
| #Of Closed Sales - Month | 42 | 39 | -7.1% |
| #Of Closed Sales - YTD | 160 | 122 | -23.8% |
| Avg. Days On Market | 102 | 121 | 18.6% |
| # Of Active Listings | 267 | 295 | 10.5% |
| # Of NEW Listings | 122 | 111 | -9.0% |
| Absorption Rate (in months) | 5.5 | 6.8 | 22.5% |
| Average Price (Sold) | 193,941 | 175,806 | -9.4% |



Joe Hubert
Manager/Sales

Land Title Guarantee Company
5690 DTC Blvd.
Suite 650E
Englewood, CO 80111

Office : 720-529-1616
Email: jhubert@ltgc.com

Based on information from Metrolist, Inc. for the period Jan 2002 through present. Note: This representation is based in whole or in part on data supplied by Metrolist, Inc. Metrolist, Inc. does not guarantee nor is in any way responsible for its accuracy. Data maintained by metrolist, Inc. may not reflect all real estate activity in the market.

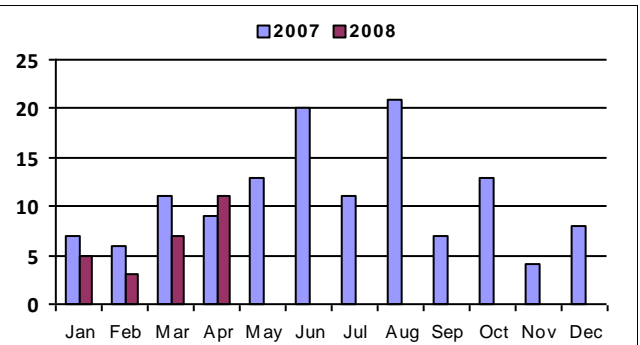
April 2008 - Real Estate Market Statistics



Superior - SUP

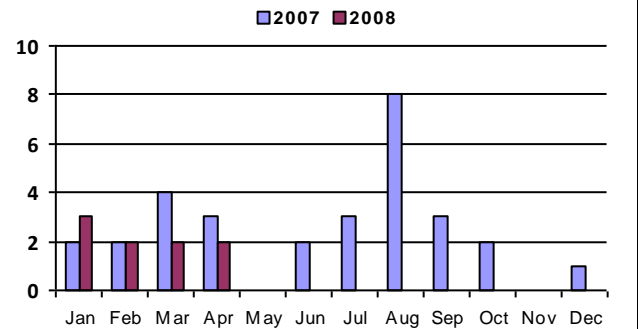
Closed Residential

| Category | Apr-07 | Apr-08 | % Change |
|-----------------------------|---------|---------|----------|
| #Of Closed Sales - Month | 9 | 11 | 22.2% |
| #Of Closed Sales - YTD | 33 | 26 | -21.2% |
| Avg. Days On Market | 88 | 108 | 22.7% |
| # Of Active Listings | 43 | 47 | 9.3% |
| # Of NEW Listings | 19 | 28 | 47.4% |
| Absorption Rate (in months) | 4.2 | 3.2 | -24.6% |
| Average Price (Sold) | 411,489 | 392,627 | -4.6% |



Closed Condo

| Category | Apr-07 | Apr-08 | % Change |
|-----------------------------|---------|---------|----------|
| #Of Closed Sales - Month | 3 | 2 | -33.3% |
| #Of Closed Sales - YTD | 11 | 9 | -18.2% |
| Avg. Days On Market | 105 | 36 | -65.7% |
| # Of Active Listings | 26 | 12 | -53.8% |
| # Of NEW Listings | 6 | 4 | -33.3% |
| Absorption Rate (in months) | 6.7 | 6. | -10.0% |
| Average Price (Sold) | 166,667 | 215,450 | 29.3% |



Joe Hubert
Manager/Sales

Land Title Guarantee Company
5690 DTC Blvd.
Suite 650E
Englewood, CO 80111

Office : 720-529-1616
Email: jhubert@ltgc.com

Based on information from Metrolist, Inc. for the period Jan 2002 through present. Note: This representation is based in whole or in part on data supplied by Metrolist, Inc. Metrolist, Inc. does not guarantee nor is in any way responsible for its accuracy. Data maintained by metrolist, Inc. may not reflect all real estate activity in the market.